

**SECOND HALF YEARLY MONITORING REPORT  
YEAR 2014-15 OF  
CENTRE FOR DEVELOPMENT COMMUNICATION &  
STUDIES (CDECS)  
ON  
MDM FOR THE STATE OF RAJASTHAN FOR THE  
PERIOD OF  
1<sup>st</sup> October, 2014 to 31<sup>st</sup> March, 2015**

बिड-डे सौल कार्यक्रम	
वार	बनते वाला भोजन
सोमवार	रक्की रोटी
बुधवार	दाह/समोसा/बाजरा
गुरुवार	चारु रोटी
शुक्रवार	खिचड़ी
शनिवार	दाह रोटी+केले
रविवार	रक्की रोटी



**Districts Covered**

1. Alwar

2. Sikar



# FOREWORD

**Mid day Meal** is an important programme to ensure elementary education in the country. In the last 11 years, various kinds of activities have been conducted under this programme throughout the country and every year the progress and problems relating to implementation of this programme have been analyzed and reviewed at National level, allocated with some grants and manpower to conduct the programme related activities with more vigour and enthusiasm. But, what have been achieved out of those elaborate, exhaustive programme activities? It is required to examine the progress of this programme. The Government of India, (its Ministry of Human Resource Development) has, therefore, intended to gather data on progress of the programme through a detailed monitoring of some sample districts during the period from 1.10.2014 to 31.03.2015 (six months). The monitoring Team of our organization has been set up under the leadership of Dr. Upendra K. Singh who facilitated in preparation of this report after collating the relevant data obtained through their monitoring visits to sample schools of 02 Districts of Rajasthan (Alwar & Sikar). The process of participatory monitoring has been set up in the whole process.

I would appreciate the genuine efforts of Dr. Singh and his team who could prepare the report within the time assigned by the Government of India. I hope the findings of the report would be helpful to the Government of India and the MDM department, Government of Rajasthan and District Project Office teams to understand the grassroots level achievements and present system of operation of the programme and accordingly, take measures to improve the overall functioning of the programme to achieve the major goals. Our team also tried to have supportive role in the process, especially of the district officials so that they could feel motivated and empowered towards the MDM in the district with the positive and critical inputs from the MI.

Chairman,  
CDECS, Rajasthan  
133 (First Floor), Devi Nagar, Nannu Marg,  
Sodala, Jaipur -302019 (Rajasthan)  
0141-2294988/ 2295533;  
Email: [cdecjsjr@gmail.com](mailto:cdecjsjr@gmail.com),

15 May, 2015

# ACKNOWLEDGEMENT

The Second Half Yearly Monitoring report has been prepared for the State of Rajasthan revealing the progress of the Mid-Day Meal (MDM) in Rajasthan from 1.10.2014 to 31.03.2015. The facts giving details of implementation of the MDM have been examined and analyzed, especially pertaining to the progress made by the Districts of Alwar & Sikar. The empirical data have been obtained from the sample respondents like heads of institutions, teachers, community leaders, parents, students, etc.

This report is an outcome of the kind cooperation of the following persons to whom we acknowledge our gratefulness.

1. Mr. Srimat Pandey, IAS, Principal Secretary, Rural Development & Panchayati Raj Department, GoR
2. Mr. Anand Kumar, IAS, Secretary, Panchayati Raj Department, GoR
3. Mr. R.S. Meena, IAS, Commissioner, Commissionerate of Mid Day Meal Rajasthan, Government of Rajasthan.
4. Mr. Arvind Mishra, Additional Commissioner, MDM, GoR.
5. Dr. C.B. Jain, Deputy Commissioner, MDM, GoR & Ms. Sonal Meena, Deputy Commissioner, MDM, GoR. CEO & ACEO of Zilla Parishads of districts, DEEOs & BEEOs of the sample districts, Headmasters & Teachers of sample schools.

Our Special thanks to Ms. Vrinda Swaroop, IAS, Secretary, Department of Education & Literacy, Ministry of HRD, GoI. We are thankful to Mr. J. Alam, IAS, Joint Secretary, Department of Education & Literacy, Ministry of HRD for his deep concern for the task of MI and also his support in order to complete the monitoring in the districts of the State of Rajasthan. We owe our thanks to Deputy Secretary & Under Secretary of Department of Education & Literacy, Ministry of HRD, GoI for their concern and support.

We express our deep sense of gratitude to Mr. Gaya Prasad, Director, MDM, for time to time guidance in undertaking the monitoring activities in Rajasthan State. We owe our gratitude to officials of MDM Department who were kind enough to share various provisions and processes about the MDM time to time.

We express our thanks to Ms. Mridula Sirkar, Consultant, MDM, Technical Support Group (TSG), EDCIL, New Delhi who have continuously supported us at every stage of this study.

Our thanks are also due to the whole team of CDECS for their patience and hard work which really helped in bringing out this report. We hope that the findings of this report will be useful to various people concerned with funding, planning, implementation and research on MDM in the State of Rajasthan.

**Dr. Upendra K. Singh**  
**Nodal Officer,**  
**CENTRE FOR DEVELOPMENT**  
**COMMUNICATION AND STUDIES (CDECS)**

15 May, 2015

# Contents

<b>S. No.</b>	<b>Particulars</b>	<b>Page Number</b>
1.	Foreword	2
2.	Acknowledgement	3
3.	General Information	5-7
4.	Consolidated Report for the districts of Alwar & Sikar for the period -1.10.2014 to 31.03.2015	8-19
5.	Second Half Yearly Monitoring Report Year 2014-15 on MDM for District-1- Alwar	20-38
6.	Second Half Yearly Monitoring Report Year 2014-15 on MDM for District-2- Sikar	42-62
	<b>Annexure</b>	
	List of Schools Covered in each district	40 & 64
	List of Schools showing non-availability of facilities/services in Alwar & Sikar districts	66-74
	List of Abbreviations	75
	Enclosures as per reporting format	
	Comments of State MDM Commissionerate	76-77



**2<sup>nd</sup> HALF YEARLY MONITORING REPORT OF CENTRE FOR  
DEVELOPMENT COMMUNICATION AND STUDIES (CDECS) ON MID DAY  
MEAL (MDM) FOR THE STATE OF RAJASTHAN FOR THE PERIOD OF  
1<sup>st</sup> October, 2014 to 31<sup>st</sup> March, 2015**

1. General Information																											
S. No.	Information	Details																									
1.	Period of the report	1 <sup>st</sup> October, 2014 to 31 <sup>st</sup> March, 2015																									
2.	Number of Districts allotted	02																									
3.	Districts' name	Alwar & Sikar																									
	Month of visit to the Districts/Schools																										
4.	Month of visit to the Districts / Schools	District-1(Alwar )- 28 January, 2015 to 15 February, 2015 District-2(Sikar)- 30 January, 2015 to 27 February, 2015																									
5.	Total number of elementary schools (primary and upper primary to be counted separately) in the Districts covered by MI  (Information is to be given district- wise i.e. District 1, District 2, District 3 etc.)	<table><tr><th>S.No.</th><th>District</th><th>Total schools</th></tr><tr><td>1.</td><td>Alwar</td><td>3063</td></tr><tr><td>2.</td><td>Sikar</td><td>2177</td></tr><tr><td colspan="2">Total</td><td>5240</td></tr></table>			S.No.	District	Total schools	1.	Alwar	3063	2.	Sikar	2177	Total		5240											
S.No.	District	Total schools																									
1.	Alwar	3063																									
2.	Sikar	2177																									
Total		5240																									
6.	Number of elementary schools monitored (primary and upper primary to be counted separately)  Information is to be given district-wise i.e. District 1, District 2, District 3 etc)	<table><tr><th rowspan="2">S.No.</th><th rowspan="2">District</th><th colspan="3">Type of School</th></tr><tr><th>PS</th><th>UPS</th><th>STCs</th></tr><tr><td>1</td><td>Alwar</td><td>15</td><td>25</td><td>0</td></tr><tr><td>2</td><td>Sikar</td><td>20</td><td>18</td><td>02</td></tr><tr><td colspan="2">Total</td><td>35</td><td>43</td><td>02</td></tr></table>			S.No.	District	Type of School			PS	UPS	STCs	1	Alwar	15	25	0	2	Sikar	20	18	02	Total		35	43	02
S.No.	District	Type of School																									
		PS	UPS	STCs																							
1	Alwar	15	25	0																							
2	Sikar	20	18	02																							
Total		35	43	02																							
7.	Types of schools visited																										
a)	Special training centres -(STCs)	District-1( Alwar )- 0 District-2( Sikar)- 02																									
c)	Schools in Urban Areas	District-1( Alwar )- 08 District-2( Sikar)- 08																									

d)	Schools sanctioned with Civil Works	District-1( Alwar )- 07 District-( Sikar)- 03
e)	Schools from NPEGEL Blocks	Not Applicable
f)	Schools having CWSN	District-1( Alwar )- 04 District-2( Sikar)- 02
g)	Schools covered under CAL programme	District-1( Alwar )-05 District-2( Sikar)-03
h)	KGBVs	District-1( Alwar )-03 District-2( Sikar)-02
8.	Number of schools visited by Nodal Officer of the Monitoring Institute (All 02 districts – Alwar & Sikar)	40 Schools
9.	Whether the draft report has been shared with the SPO : YES / NO	Yes
10.	After submission of the draft report to the SPO whether the MI has received any comments from the SPO: YES / NO	Yes
11.	Before sending the reports to the GOI whether the MI has shared the report with SPO: YES / NO	Yes
12.	Details regarding discussions held with State officials	State level meeting with State officials along with component in-charge and district representatives was held first prior to taking up the field level study. We had discussions with State Officials namely State Project Director & Commissioner, Additional Commissioner & Deputy Director (Monitoring) and other officials of State office. The State team helped us by intimating the district about the monitoring and visit date. They also instructed the district for necessary support as per the GOI letter and requirement.
13.	Selection Criteria for Schools	The selection of sample schools was done as per the TOR of Ministry of HRD. In total, 40 Schools of various categories have been selected.  The purposive sampling technique and stratified random sampling technique have been used. Thus, through random sampling

		technique the sample schools have been selected. The district and Block officials were also involved.
14.	<b>Items to be attached with the report:</b>	
	A. List of Schools with DISE code visited by MI.	Yes
	B. Copy of Office order, notification etc. discussed in the report.	Yes
	C. District Summary of the school reports	Yes
	D. Any other relevant documents.	Yes

## Consolidated Report of district covered during Second Monitoring under MDM in Rajasthan (2014-15)

District            1            : ( Alwar)	<p><b>(a) Regularity in serving MDM:</b> 21 sample schools (57%) received hot cooked MDM daily, whereas 16 sample schools (43%) did not receive hot cooked MDM daily. Regarding number of days, 07 sample schools (44%) did not receive hot cooked MDM daily for one week, 05 sample schools (31%) did not receive hot cooked MDM daily for 8 to 15 days and 04 sample schools (25%) did not receive hot cooked MDM daily for more than fifteen days. Regarding whether MDM prepared on day of school visit by MI, 23 sample schools (62%) reported for the same, whereas in 14 sample schools (38%) MDM was not prepared on day of school visit by MI.</p> <p><b>(b) Regularity in delivering food grains to Schools:</b> Out of 37 sample schools where MDM was monitored by MI, 31 sample schools (84%) received food grains, whereas in 06 sample schools (16%) food grain was received by centralized kitchen run by NGO Havells Foundation. Out of 31 sample schools which received food grain for MDM preparation, in 13 sample schools (42%) regular supply of food grain was reported, whereas in 18 sample schools (58%) regular supply of food grain was not reported. Regarding availability of buffer stock of one month, out of 31 sample schools which received food grain for MDM preparation, 07 sample schools (23%) reported that buffer stock of one month was available, whereas 24 sample schools (77%) reported that buffer stock of one month was not available. Out of 31 sample schools which received food grain for MDM preparation, only in 09 sample schools (29%) food grains were delivered at school timely, whereas in 22 sample schools (71%) the same was not reported. Out of 31 sample schools which received food grain for MDM preparation, in 17 sample schools (55%) food grains were of "A" quality (FAQ), whereas in 14 sample schools (45%) the same was not applicable as food grain was not available in school when MI visited</p>
--	--



the sample schools.

**(c) Regularity in delivering cooking cost to Schools:**

Out of 37 sample schools where MDM was monitored by MI, 31 sample schools (84%) received cooking cost, whereas in 06 sample schools (16%) cooking cost for MDM preparation was received by NGO. All the 31 sample schools (100%) did not receive cooking cost in advance. The delay in delivering cooking cost to sample schools was for more than thirty days.

**(d) Social Equity:** all the 37 sample schools (100%) where MDM was served to children, no discrimination (gender, caste and community) in cooking or serving or seating arrangements has been observed by MI.

**(e) Variety of Menu:** Out of 37 sample schools where MDM was monitored by MI, in 26 sample schools (70%) MDM menu was displayed, whereas in 11 sample schools (30%) MDM menu was not displayed. Out of 23 sample schools where MDM was prepared on the day of visit by MI, 20 sample schools (87%) adhered to MDM menu, whereas 03 sample schools (13%) did not adhere to MDM menu. Out of 37 sample schools where MDM was monitored by MI, in 26 sample schools (70%) MDM menu was displayed, whereas in 11 sample schools (30%) MDM menu was not displayed. Out of 23 sample schools where MDM was prepared on the day of visit by MI, 20 sample schools (87%) adhered to MDM menu, whereas 03 sample schools (13%) did not adhere to MDM menu. Menu includes locally available ingredients in all the 23 sample schools (100%), where MDM was prepared on the day of visit by MI. Daily menu included rice/ wheat and dal or vegetables.

**(f) Quality and Quantity of MDM:** Out of 23 sample schools where MDM was served to children on the day of visit by MI, in all the 23 sample schools (100%) children were satisfied with the quality of meal. Similarly, out of 23 sample schools where MDM was served to children on the day of visit by MI, in all the 23 sample schools (100%) children were satisfied with the quantity of meal. In all the 23 sample schools (100%) where MDM was served on the day of visit by MI, children were satisfied with quantity of pulse in MDM. Regarding

quantity of leafy vegetables in MDM, in 22 sample schools (96%) children were satisfied.

**(g) Status of Cook:** Out of 37 sample schools where MDM was monitored by MI, in 31 sample schools (84%) MDM was prepared by the cook appointed by SMC at the school level, whereas in 06 sample schools (16%) MDM was prepared and supplied by cook appointed by NGO. In the schools where MDM was supplied by NGO, teachers and children served the meal in the school. In all the 31 sample schools (100%) where MDM was prepared at school level, number of cooks and helpers was adequate to meet the requirement of the school. Out of 31 sample schools (100%) where MDM was prepared at school level, cooks/helpers were paid remuneration timely only in 02 sample schools (6.5%), whereas in 29 sample schools (93.5%) cooks/helpers were not paid remuneration timely. Out of 54 female cooks who were engaged in MDM cooking in 31 sample schools visited by MI, 09 cooks (17%) were Scheduled caste (SC), 04 cooks(7%) were Scheduled tribe(ST), 35 cooks (65%) were OBC and 06 cooks (11%) belonged to general category. Out of 03 male cooks who were engaged in MDM cooking in 03 sample schools visited by MI, 01 cook (33%) was Scheduled tribe (ST), 01 cook (33.3%) was OBC and 01 cook (33.3%) belonged to general category.

**(h)Display of Information under RTE Act 2009:** Date of receipt of food grains and its quantity was not displayed in any of the 37 sample schools (100%). Balance quantity of food grains utilized during the month was not displayed in any of the 37 sample schools (100%). Number of students availed MDM was not displayed in any of 37 sample schools (100%). MDM daily menu was displayed in 26 sample schools (70%), whereas in 11 sample schools (30%) the same was not reported. Display of MDM logo at prominent place was not reported in any of 37 sample schools (100%).

**(i)Convergence with Other Schemes:** In all the 37 sample schools (100%) MDM had convergence with

SSA school grants in arranging soap for hand wash, replenishing the first aid kit items and plates from school facility grant. School Health register for School children was maintained in 29 sample schools (78%), whereas in 08 sample schools (22%) the same was not reported. In 32 sample schools (86.5%) children were given micronutrients (Iron, folic acid, vitamin – A dosage) and de-worming medicine in the schools through Medical and Health Department, whereas in 05 sample schools (13.5%) children were not given micronutrients (Iron, folic acid, vitamin – A dosage) and de-worming medicine in the schools through Medical and Health Department. Out of 29 sample schools where availability of school health register was reported, height and weight record of the children is being indicated in the school health register in 13 sample schools (45%), whereas in 16 sample schools (55%) the same was not reported. Availability of the first aid medical kit was reported in 12 sample schools (32%), whereas in 25 sample schools (68%) the first aid medical kit was not reported. Dental and eye check-up was included in the screening in 11 schools (30%), whereas in 26 schools (70%) dental and eye check-up was not included in the screening.

**(j) Infrastructure for MDM:** Out of 37 sample schools where MDM was monitored by MI, pucca kitchen shed-cum-store was constructed in 26 (70%) sample schools, whereas in 11 sample schools (30%) pucca kitchen shed-cum-store was not constructed. Out of 26 sample schools where pucca kitchen-shed cum store had been constructed it was being used in 24 sample schools (92%). In 02 sample schools (8%) pucca kitchen-shed cum store was constructed, but it was not in use. Regarding storage of food grains, out of 31 sample schools where MDM was prepared in schools, in 14 sample schools (45%) food grains / other ingredients were being stored in the classroom, in 16 sample schools (52%) food grains / other ingredients were being stored in the storeroom and in 01 sample school (3%) food grains / other ingredients were being stored at cook's home. Out of 31 sample schools where MDM was prepared at school level, in 30 sample schools (97%) firewood was used for MDM preparation, whereas in 01 sample school (3%) LPG was used for MDM

preparation. Utensils used for cooking and serving food were adequate in all the 31 sample schools (100%) where MDM was prepared at school. Eating plates for all children for taking MDM were reported in 31 sample schools (84%), whereas in 06 sample schools (16%) eating plates for all children for taking MDM were not reported. Out of 37 sample schools visited by MI, in 36 sample schools (97%) toilets were available, whereas in 01 sample school (3%) toilet was not available. Drinking water facilities were available in 33 sample schools (89%) visited by MI, whereas in 04 sample schools (11%) drinking water facility was not available. Regarding source of drinking water, out of 33 sample schools, in 17 sample schools (51.5%) it was hand pump, in 09 sample schools (27.3%) it was bore-well, in 07 sample schools (21.2%) it was tap water. Availability of fire extinguisher was reported in 15 sample schools (40.5%), whereas in 22 sample schools (59.5%) the availability of the same was not reported. Regarding functional status of fire extinguisher, the same was reported in 11 sample schools (73%) out of 15 sample schools where the availability of fire extinguisher was reported, whereas in 04 sample schools (27%) the functional status of the same was not reported.

**(k) Community Participation:** The extent of participation by Parents/SMCs/Panchayat/ in daily supervision, monitoring was satisfactory. In 33 sample schools (89%) Parents /Gram Panchayat /SMC members participated in supervision and monitoring of MDM, whereas in 04 sample schools (11%) the same was not followed. The extent of monitoring MDM was weekly in 07 schools (21%), fortnightly in 05 sample schools (15%), monitoring MDM was monthly in 18 sample schools (55%) and monitoring MDM was after more than two months in 03 sample schools (9%). In 12 sample schools (32%) less than 6 SMC meetings were held in last one year, whereas in 25 sample schools (68%) 6 to 12 SMC meetings were held in last one year. Regarding frequency of discussion on MDM in SMC meetings, in 32 sample schools (86.5%) issues related to MDM were discussed in one to five meetings and in 05 sample schools (13.5%) issues related to MDM were



	<p><i>discussed in six to ten meetings.</i></p> <p><b>(l) Inspection and Supervision:</b> <i>Inspection register was available in 18 sample schools (49%), whereas in 19 sample schools (51%) inspection register was not available. Out of 37 sample schools where MDM was served to children, none of 37 sample schools (100%) had been inspected by state level MDM officials', 02 sample schools (5 %) had been inspected by district level MDM officials' whereas all the 37 sample schools (100%) had been inspected by block level officials.</i></p> <p><b>(m) Impact:</b> <i>In 09 sample schools (24%) teachers /headmasters reported (as per their perception) that MDM improved the enrollment, whereas in 17 sample schools (46%) teachers reported that MDM improved attendance of children in schools and in 37 sample schools (100% ) teachers reported that MDM improved general well being (nutritional status) of children. In 25 sample schools (68%) mid day meal has helped in improvement of social harmony.</i></p>
District 2 :(Sikar)	<p><b>(a) Regularity in serving MDM:</b> <i>28 sample schools (76%) received hot cooked MDM daily, whereas 09 sample schools (24%) did not receive hot cooked MDM daily. Regarding number of days, 01 sample school (11%) did not receive hot cooked MDM daily for one week, 02 sample schools (22%) did not receive hot cooked MDM daily for 8 to 15 days and 06 sample schools (67%) did not receive hot cooked MDM daily for more than fifteen days. Regarding whether MDM prepared on day of school visit by MI, 28 sample schools (76%) reported for the same, whereas in 09 sample schools (24%) MDM was not prepared on day of school visit by MI.</i></p> <p><b>(b) Regularity in delivering food grains to Schools:</b> <i>Out of 37 sample schools where MDM was monitored by</i></p>

MI, all the 37 sample schools (100%) received food grain. Out of 37 sample schools which received food grain for MDM preparation, in 19 sample schools (51%) regular supply of food grain was reported, whereas in 18 sample schools (49%) regular supply of food grain was not reported. Regarding availability of buffer stock of one month, out of 37 sample schools which received food grain for MDM preparation, 17 sample schools (46%) reported that buffer stock of one month was available, whereas 20 sample schools (54%) reported that buffer stock of one month was not available. Out of 37 sample schools which received food grain for MDM preparation, only in 20 sample schools (54%) food grains were delivered at school timely, whereas in 17 sample schools (46%) the same was not reported. Out of 27 sample schools which received food grain for MDM preparation, in 26 sample schools (70%) food grain was of "A" quality (FAQ), whereas in 01 sample school (3%) the same was not reported. In 10 sample schools (27%) the same was not applicable as food grain was not available in these schools when MI visited the sample schools.

**(c) Regularity in delivering cooking cost to Schools:** Out of 37 sample schools where MDM was monitored by MI, all the 37 sample schools (100%) received cooking cost. All the 37 sample schools (100%) did not receive cooking cost in advance. The delay in delivering cooking cost to sample schools was for more than thirty days.

**(d) Social Equity:** In all the 37 sample schools (100%) where MDM was served to children, no discrimination (gender, caste and community) in cooking or serving or seating arrangements has been observed by MI.

**(e) Variety of Menu:** Out of 37 sample schools where MDM was monitored by MI, in 31 sample schools (84%) MDM menu was displayed, whereas in 06 sample schools (16%) MDM menu was not displayed. Out of 28 sample schools where MDM was prepared on the day of visit by MI, 26 sample schools (93%) adhered to MDM menu, whereas 02 sample schools (7%) did not adhere to MDM menu. Menu includes locally available ingredients in all the 28 sample schools (100%), where

MDM was prepared on the day of visit by MI. There was variety in the food served for MDM. It included Chapati & vegetable, Khichdi, Dal & rice, Dal & Chapati. Hence, MDM menu included rice, wheat, pulses, vegetables and fruits (once in a week).

**(f) Quality and Quantity of MDM:** Out of 28 sample schools where MDM was served to children on the day of visit by MI, in 27 sample schools (96%) children were satisfied with the quality of meal, whereas in 01 sample school(4%) children were not satisfied with the quality of meal. Similarly, out of 28 sample schools where MDM was served to children on the day of visit by MI, in 27 sample schools (96%) children were satisfied with the quantity of meal, whereas in 01 sample school (4%) children were not satisfied with the quantity of meal. In 27 sample schools (96%) where MDM was served on the day of visit by MI children were satisfied with quantity of pulse in MDM. Regarding quantity of leafy vegetables in MDM, in 27 sample schools (96%) children were satisfied. In 27 sample schools (96%) where MDM was served to children on the day of visit by MI, children took MDM happily.

**(g) Status of Cook:** Out of 37 sample schools where MDM was monitored by MI, in all the 37 sample schools (100%) MDM was prepared by the cook appointed by SMC at the school level. In all the 37 sample schools (100%) where MDM was prepared at school level, number of cooks and helpers was adequate to meet the requirement of the school. Out of 37 sample schools (100%) where MDM was prepared at school level, cooks/helpers were not paid remuneration timely in any of 37 sample schools (100%). Out of 56 female cooks who were engaged in MDM cooking in 37 sample schools visited by MI, 06 cooks (10.7%) were Scheduled castes (SC), 02 cooks (3.6%) were Scheduled tribes (ST), 38 cooks (67.8%) were OBC and 10 cooks (17.8%) belonged to general category. 01 male cook, who was engaged in MDM cooking in sample school visited by MI, was OBC.

**(h) Display of Information under RTE Act 2009:** Date of receipt of food grains and its quantity was not

displayed in any of the 37 sample schools (100%). Balance quantity of food grains utilized during the month was not displayed in any of the 37 sample schools (100%). Other ingredients purchased and utilized were not displayed in any of the 37 sample schools (100%). Number of students availed MDM was not displayed in any of 37 sample schools (100%). Display of MDM logo at prominent place was not reported in any of 37 sample schools (91%).

**(i)Convergence with Other Schemes:** In all the 37 sample schools (100%) MDM had convergence with SSA school grants in arranging soap for hand wash, replenishing the first aid kit items and plates from school facility grant. School Health register for School children was maintained in 21 sample schools (57%), whereas in 16 sample schools (43%) the same was not reported. In all the 21 sample schools (100%) where School Health Register for children was maintained, the frequency of health check-up was yearly. In 27 sample schools (73%) children were given micronutrients (Iron, folic acid, vitamin – A dosage) and de-worming medicine in the schools through Medical and Health Department, whereas in 10 sample schools (27%) children were not given micronutrients (Iron, folic acid, vitamin – A dosage) and de-worming medicine in the schools through Medical and Health Department. Availability of the first aid medical kit was reported in 10 sample schools (27%), whereas in 27 sample schools (73%) the first aid medical kit was not reported.

**(j) Infrastructure for MDM:** Out of 37 sample schools where MDM was monitored by MI, pucca kitchen shed-cum-store was constructed in 32 (86.5%) sample schools, whereas in 05 sample schools (13.5%) pucca kitchen shed-cum-store was not constructed. Out of 32 sample schools where pucca kitchen-shed cum store had been constructed it was being used in 28 sample schools (87.5%). In 04 sample schools (12.5%) pucca kitchen-shed cum store was constructed, but it was not in use. Regarding storage of food grains, out of 37 sample schools where MDM was prepared in schools, in



10 sample schools (27%) food grains / other ingredients were being stored in the classroom, in 25 sample schools (68%) food grains / other ingredients were being stored in the storeroom and in 02 sample schools (5%) food grains / other ingredients were being stored at other place. Out of 37 sample schools where MDM was prepared at school level, in 24 sample schools (65%) firewood was used for MDM preparation, whereas in 13 sample schools (35%) LPG was used for MDM preparation. Utensils used for cooking and serving food were adequate in all the 37 sample schools (100%). Eating plates for all children for taking MDM was reported in 35 sample schools (95%), whereas in 02 sample schools (5%) eating plates for all children for taking MDM was not reported. Out of 37 sample schools visited by MI, in 35 sample schools (95%) toilets were available, whereas in 02 sample schools (5%) toilet was not available. Regarding availability of separate toilets for boys and girls, out of 35 sample schools where availability of toilet was reported, the same was reported in 31 schools (89%), whereas in 04 sample schools (11%) separate toilets for boys and girls were not available. Drinking water facilities were available in 32 sample schools (86.5%) visited by MI, whereas in 05 sample schools (13.5%) drinking water facility was not available. Regarding source of drinking water out of 35 sample schools, in 04 sample schools (12%) it was hand pump, in 05 sample schools (16%) it was bore-well, in 21 sample schools (66%) it was tap water, whereas in 02 sample schools (6%) it was 'other' source of drinking water. Availability of fire extinguisher was reported in 28 sample schools (76%), whereas in 09 sample schools (24%) the availability of the same was not reported. Regarding functional status of fire extinguisher, the same was not reported in any of 28 sample schools (100%).

**(k) Community Participation:** In 28 sample schools (76%) Parents /Gram Panchayat /SMC members participated in supervision and monitoring of MDM, whereas in 09 sample schools (24%) the same was not followed. The extent of monitoring MDM was weekly in 05 schools (17.9%), fortnightly in 03 sample schools (10.7%), monitoring MDM was monthly in 19 sample

schools (67.9%) and monitoring MDM was after more than two months in 01 sample school (3.6%). In 12 sample schools (32%) less than 6 SMC meetings were held in last one year, whereas in 25 sample schools (68%) 6 to 12 SMC meetings were held in last one year. Regarding frequency of discussion on MDM in SMC meetings, in 09 sample schools (24%) issues related to MDM were not discussed in any of the SMC meetings and in 28 sample schools (76%) issues related to MDM were discussed in one to five meetings.

**(l) Inspection and Supervision:** Inspection register was available in 17 sample schools (46%), whereas in 20 sample schools (54%) inspection register was not available. Out of 37 sample schools where MDM was served to children, none of 37 sample schools (100%) had been inspected by state level MDM officials and district level MDM officials, whereas all the 37 sample schools (100%) had been inspected by block level officials. The frequency of MDM district level official's inspection was largely yearly. The frequency of MDM block level officials inspection was fortnightly in 03 sample schools (8%), monthly in 06 sample schools (16%), quarterly in 08 sample schools (22%) and yearly in 20 sample schools (54%).

**(m) Impact:** In 06 sample schools (16%) teachers /headmasters reported (as per their perception) that MDM improved the enrollment, whereas in 16 sample schools (43%) teachers reported that MDM improved attendance of children in schools and in 35 sample schools (95%) teachers reported that MDM improved general well being (nutritional status) of children. In 20 sample schools (54%) mid day meal has helped in improvement of social harmony.

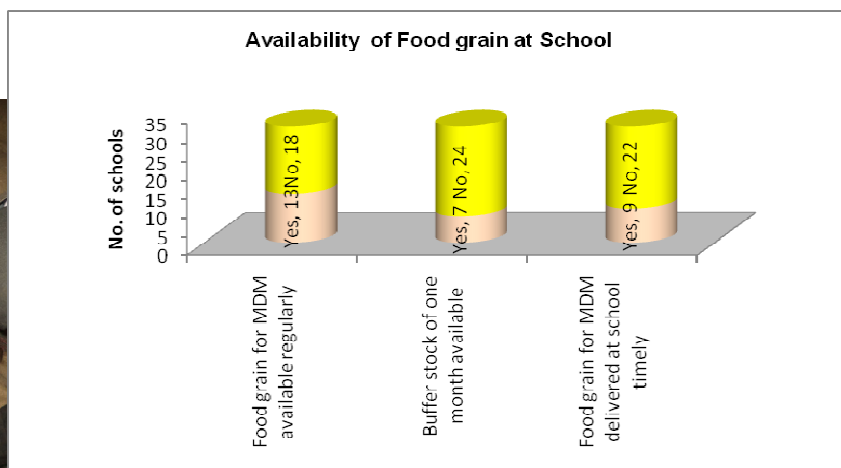
**SECOND HALF YEARLY MONITORING REPORT FOR THE YEAR  
2014-15 OF CENTRE FOR DEVELOPMENT COMMUNICATION AND  
STUDIES (CDECS) ON MDM FOR THE STATE OF RAJASTHAN FOR  
THE PERIOD OF  
1<sup>st</sup> October, 2014 to 31<sup>st</sup> March, 2015**

**FOR ALWAR DISTRICT**

<b>Name of the Monitoring Institution</b>	CENTRE FOR DEVELOPMENT COMMUNICATION AND STUDIES (CDECS)
<b>Period of the report</b>	1 <sup>st</sup> October, 2014 to 31 <sup>st</sup> March, 2015
<b>Name of the District</b>	<b>Alwar</b>
<b>Date of visit to the Districts/EGS/Schools</b>	28 January, 2015 to 15 February, 2015

**1. REGULARITY IN DELIVERING FOOD GRAINS TO SCHOOL LEVEL**

(i) Is school receiving food grain regularly? If there is delay in delivering food grains, what is the extent of delay and reasons for the same?



Out of 37 sample schools where MDM was monitored by MI, 31 sample schools (84%) received food grains, whereas in 06 sample schools (16%) food grain was received by centralized kitchen run by NGO Havells Foundation. Out of 31 sample schools which received food grain for MDM preparation, in 13 sample schools (42%) regular supply of food grain was reported, whereas in 18 sample schools (58%) regular supply of food grain was not reported. The irregular supply of grains in the

district was reported since beginning of this school session i.e. July-August 2014.

Table 1: Regular Supply of food grain in Schools

	Number	Percentage (%)
Yes	13	42
No	18	58

**(ii) Is Buffer stock of one-month's requirement is maintained?**

Regarding availability of buffer stock of one month, out of 31 sample schools which received food grain for MDM preparation, 07 sample schools (23%) reported that buffer stock of one month was available, whereas 24 sample schools (77%) reported that buffer stock of one month was not available.

Out of 18 sample schools where regular supply of food grain was not reported, in 14 sample schools (78%) food grain for MDM was not available for less than fifteen days, in 02 sample schools (11%) food grain for MDM was not available for fifteen to thirty days and in 02 sample schools (11%) food grain for MDM was not available for more than thirty days.

Table 2: Buffer Stock of one-month's requirement maintained

	Number	Percentage (%)
Yes	07	23
No	24	77

**(iii) Is the food grains delivered at the school?**

Out of 31 sample schools which received food grain for MDM preparation, only in 09 sample schools (29%) food grains were delivered at school timely, whereas in 22 sample schools (71%) the same was not reported.

**(iv) Quality of Food grains**

Out of 31 sample schools which received food grain for MDM





preparation, in 17 sample schools (55%) food grains were of “A” quality (FAQ), whereas in 14 sample schools (45%) the same was not applicable as food grain was not available in school when MI visited the sample schools.

**(V) Whether food grains are released to school after adjusting the unspent balance of the previous month?**

Out of 31 sample schools which received food grain for MDM preparation, in all the 31 sample schools (100%) food grains were released to school after adjusting the unspent balance of the previous month.

**2. Timely release of funds**

District gets fund in time from State, and also releases funds to schools in time. Till December, 2014, the district has released conversion cost and cook cum helper honorarium to the schools. The district releases fund from district directly to Blocks and Blocks transfer conversion cost to SMC account through RTGS/ e-transfer.

**3. REGULARITY IN DELIVERING COOKING COST TO SCHOOL LEVEL**

**(i) Is school receiving cooking cost in advance regularly? If there is delay in delivering cooking cost what is the extent of delay and reasons for it?**

Out of 37 sample schools where MDM was monitored by MI, 31 sample schools (84%) received cooking cost, whereas in 06 sample schools (16%) cooking cost for MDM preparation was received by NGO. All the 31 sample schools (100%) did not receive cooking cost in advance. The delay in delivering cooking cost to sample schools was for more than thirty days.

Table 3: Regularity in delivering Cooking Cost

	Number	Percentage (%)
Yes	0	0
No	31	100

**(ii) In case of delay, how schools manage to ensure that there is no disruption in the feeding programme?**

The Schools arranged food materials and firewood on hired basis to manage MDM cooking. Sometimes, headmaster/teacher contributed for cooking cost or as per availability of funds in SMC account they used the

money for some time for MDM, too. Also, teachers used to contribute so that children could get MDM without any interruption.

#### **4. STATUS OF COOKS**

##### **(i) Who cooks and serves the meal? (Cook/helper appointed by the Department or Self Help Group, or NGO or Contractor)**

Out of 37 sample schools where MDM was monitored by MI, in 31 sample schools (84%) MDM was prepared by the cook



appointed by SMC at the school level, whereas in 06 sample schools (16%) MDM was prepared and supplied by cook appointed by NGO. In the schools where MDM was supplied by NGO, teachers and children served the meal in the school.

##### **(ii) Is the number of cooks and helpers adequate to meet the requirement of the school?**

In all the 31 sample schools (100%) where MDM was prepared at school level, number of cooks and helpers was adequate to meet the requirement of the school.

##### **(iii) What is remuneration paid to cooks/helpers?**

Cooks were paid fixed honorarium of Rs. 1000 per month per person (cook/ cook cum helper/ cook-helper).

##### **(iv) Is the remuneration paid to cooks/helpers regularly?**

Out of 31 sample schools (100%) where MDM was prepared at school level, cooks/helpers were paid remuneration timely only in 02 sample schools (6.5%), whereas in 29 sample schools (93.5%) cooks/helpers were not paid remuneration timely.



### **(v) Social Composition of cooks /helpers? (SC/ST/OBE/Minority)**

Out of 54 female cooks who were engaged in MDM cooking in 31 sample schools visited by MI, 09 cooks (17%) were Scheduled caste (SC), 04 cooks(7%) were Scheduled tribe(ST), 35 cooks (65%) were OBC and 06 cooks (11%) belonged to general category.

Out of 03 male cooks who were engaged in MDM cooking in 03 sample schools visited by MI, 01 cook (33%) was Scheduled tribe (ST), 01 cook (33.3%) was OBC and 01 cook (33.3%) belonged to general category.

### **(v) Availability of training module for cook-cum-helpers and training to them?**

Availability of training module for cook-cum-helpers was not reported in any of 31 sample schools (100%). Also, training was not imparted to cook-cum-helpers in any of 31 sample schools (100%) where MDM was prepared at school level.

### **(vi) Cook-cum-helpers were engaged to serve the meal to the children in case the meal is prepared and transported by Centralized kitchen/NGO**

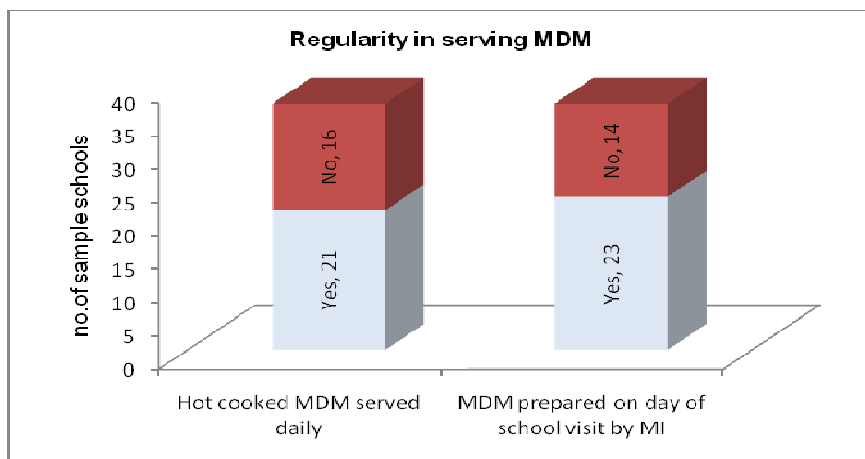
In 06 sample schools (14%) where MDM was prepared and supplied by NGO, Cook-cum-helpers were not engaged to serve the meal to the children.

### **(vii) Health check-up of cook-cum-helpers**

Health check-up of cook-cum-helpers was not reported in any of the 31 sample schools (100%) where MDM was prepared at school level.

## **5. REGULARITY IN SERVING MEAL**

**Whether the school is serving hot cooked meal daily? If there was interruption, what was the extent and reasons for the same?**



Serving hot cooked meal in the schools is the key purpose of the whole MDM programme. 21 sample schools (57%) received hot cooked MDM daily, whereas 16 sample schools (43%) did not receive hot cooked MDM daily. Regarding number of days, 07 sample schools (44%) did not receive hot cooked MDM daily for one week, 05 sample schools (31%) did not receive hot cooked MDM daily for 8 to 15 days and 04 sample schools (25%) did not receive hot cooked MDM daily for more than fifteen days.

Regarding whether MDM prepared on day of school visit by MI, 23 sample schools (62%) reported for the same, whereas in 14 sample schools (38%) MDM was not prepared on day of school visit by MI.

## **6. QUALITY & QUANTITY OF MEAL**

### **Feedback from children on**

#### **(i) Quality of meal**

Out of 23 sample schools where MDM was served to children on the day of visit by MI, in all the 23 sample schools (100%) children were satisfied with the quality of meal.

Table 4: Children Satisfied with the quality of meal

	Number	Percentage (%)
Yes	23	100
No	0	0



#### **(ii) Quantity of meal**

Similarly, out of 23 sample schools where MDM was served to children on the day of visit by MI, in all the 23 sample schools (100%) children were satisfied with the quantity of meal.



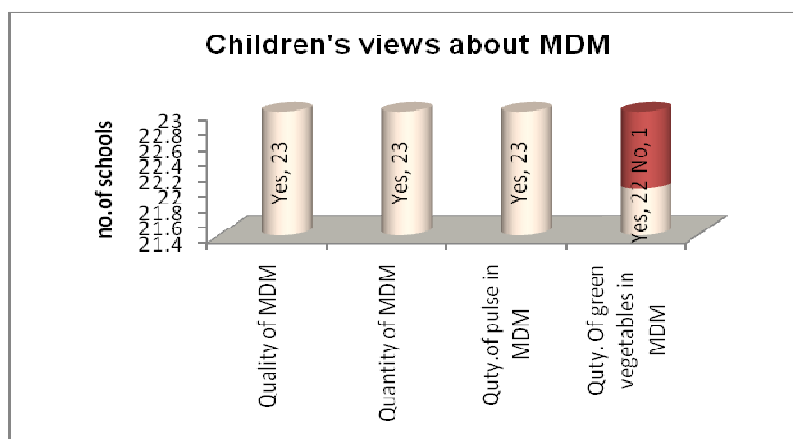


Table 5: Children Satisfied with the quantity of meal

	Number	Percentage (%)
Yes	23	100
No	0	0

### (iii) Quantity of pulses and green leafy vegetables per child

In all the 23 sample schools (100%) where MDM was served on the day of visit by MI, children were satisfied with quantity of pulse in MDM. Regarding quantity of leafy vegetables in MDM, in 22 sample schools (96%) children were satisfied.



### (iv) Use of double fortified salt

Out of 23 sample schools (100%) where MDM was prepared on the day of visit by MI, use of iodized salt and not the double fortified salt in MDM was reported in 19 sample schools (83%).

### (v) Acceptance of the meal amongst the children

In all the 23 sample schools (100%) where MDM was served to children on the day of visit by MI, children took MDM happily.

### (vi) Method /Standard gadgets/equipment for measuring the quantity of food to be cooked and served.

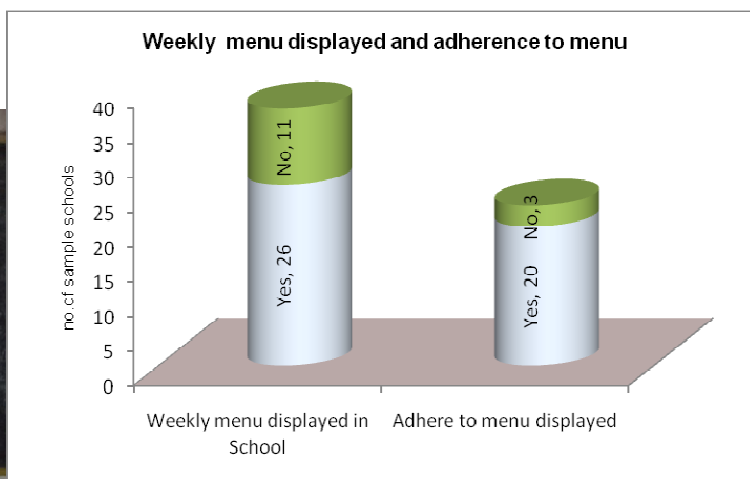
Out of 31 sample schools where MDM was prepared in school, availability of weighing machine was reported in 18 sample schools (49%), whereas in 13 sample schools (35%) availability of weighing machine was not reported. In 06 sample schools (16%) MDM was supplied by NGO. Regarding weighing of food grain before MDM preparation was reported in 05 sample schools (28%) where availability of weighing machine was reported, whereas in 13 sample schools (72%) the same was not reported.

## 7. VARIETY OF MENU

### (i) Has the school displayed its weekly menu, and is it able to adhere to the menu displayed?



Out of 37 sample schools where MDM was monitored by MI, in 26 sample schools (70%) MDM menu was



displayed, whereas in 11 sample schools (30%) MDM menu was not displayed. Out of 23 sample schools where MDM was prepared on the day of visit by MI, 20 sample schools (87%) adhered to MDM menu, whereas 03 sample schools (13%) did not adhere to MDM menu. In these sample schools dal /sabji and rice were prepared due to unavailability of stock of wheat in the sample schools.

Table 6: School displayed its weekly Menu

	Number	Percentage (%)
Yes	26	70
No	11	30

**(ii) Whether menu includes locally available ingredients?**

Menu includes locally available ingredients in all the 23 sample schools (100%), where MDM was prepared on the day of visit by MI.

**(iii) Whether menu provides required nutritional and calorific value per child?**

MDM menu provides required nutritional and calorific value per child in all the 37 sample schools (97%) as it was observed as per quantity of food served and incorporation of vegetables and daal (pulse) quantity. For ensuring the nutritional value the district may take the meal to some laboratory and consult some dietician.

**(iv) Is there variety in the food served or is the same food served daily?**

There was variety in the food served for MDM. It included Chapati & vegetable, Khichdi, Dal & rice, Dal & Chapati. Hence, MDM menu included rice, wheat, pulses, vegetables and fruits (once in a week).

**(v) Does the daily menu include rice / wheat preparation, dal and vegetables?**

Daily menu included rice/ wheat and dal or vegetables.

**(vi) If children were not happy, please give reasons and suggestions to improve.**

Children are happy with the MDM.

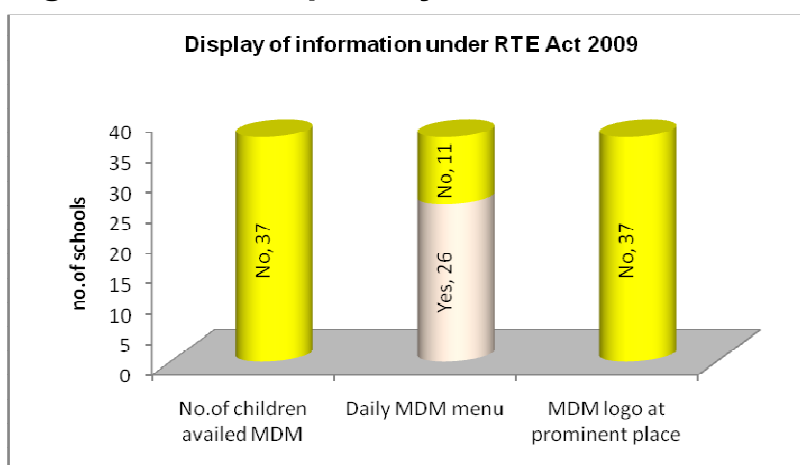
## **8. Display of Information under RTE Act 2009**

**(i) Whether information related to MDM displayed?**

**a) Date of receipt of food grains and its quantity**

Date of receipt of food grains and its quantity was not displayed in any of the 37 sample schools (100%).

**b) Balance quantity of food grains utilized during the month**



Balance quantity of food grains utilized during the month was not displayed in any of the 37 sample schools (100%).

**c) Other ingredients purchased and utilized**

Other ingredients purchased and utilized were not displayed in any of the 37 sample schools (100%).

**d) Number of students availed MDM**

Number of students availed MDM was not displayed in any of 37 sample schools (100%).

**e) MDM daily menu**

MDM daily menu was displayed in 26 sample schools (70%), whereas in 11 sample schools (30%) the same was not reported.

**(ii) Display of MDM logo at prominent place preferably outside wall of the school**

Display of MDM logo at prominent place was not reported in any of 37 sample schools (100%).

**9. TRENDS**

**Extent of variation (As per school records vis-à-vis Actual on the day of visit)**

Table 7: Enrolment, Attendance and children availed MDM

No.	Details	On the day of visit
i.	Enrollment (2012)	4518
ii.	Enrollment (2013)	4180
iii.	Enrollment (2014)	3996
iv.	No. of children attending the school on the day of visit	2604
v.	No. of children availing MDM as per MDM Register (last day)	1489
vi.	No. of children availing MDM as per MDM Register (visit day)	1426
vii.	No. of children actually availing MDM on the day of visit (last day)	1489
viii.	No. of children actually availing MDM on the visit day	1447

As per the above figures, 65% of the children attended schools against 2014 enrolment. 55% of children availed MDM as per MDM register on the day of visit by MI. Regarding percentage of children actually availed MDM on the visit day was 56%.

**10. SOCIAL EQUITY**

**(i) Did you observe any gender or caste or community discrimination in cooking or serving or seating arrangements?**

In all the 37 sample schools (100%) where MDM was served to children, no discrimination (gender, caste and community) in cooking or serving or seating arrangements has been observed by MI.

Table 8: Gender/Caste/Community discrimination in Cooking/Serving/ Seating arrangements

	Number	Percentage (%)
Yes	0	0
No	37	100

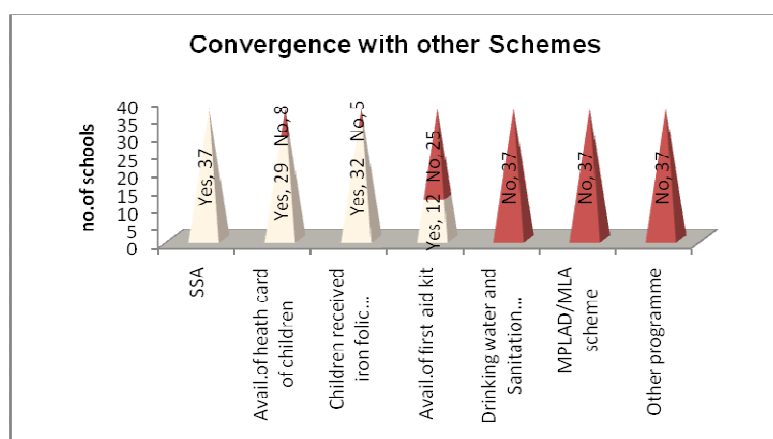
## **11. Convergence with Other Schemes**

### **(i) SSA**

In all the 37 sample schools (100%) MDM had convergence with SSA school grants in arranging soap for hand wash, replenishing the first aid kit items and plates from school facility grant.

### **(ii) School Health Programme**

#### **(a) Is there school Health Card maintained for each child?**



School Health register for School children was



maintained in 29 sample schools (78%), whereas in 08 sample schools (22%) the same was not reported. In the School Health register health status of each child was maintained.

#### **(b) What is the frequency of health check-up?**

In all the 29 sample schools (100%) where School Health Register for children was maintained, the frequency of health check-up was yearly.

#### **(c) Whether children are given micronutrients (Iron, folic acid, vitamin – A dosage) and de-worming medicine periodically?**

In 32 sample schools (86.5%) children were given micronutrients (Iron, folic acid, vitamin – A dosage) and de-worming medicine in the schools through Medical and Health Department, whereas in 05 sample schools

(13.5%) children were not given micronutrients (Iron, folic acid, vitamin – A dosage) and de-worming medicine in the schools through Medical and Health Department.

Table 9: Children given micronutrients

	Number	Percentage (%)
Yes	32	86.5
No	05	13.5

**d) Who administers these medicines and at what frequency?**

These medicines were administered by school teachers in the schools with support from health department. Out of 32 schools where children were given micronutrients, the frequency of these medicines was yearly in all the 32 sample schools (100%).



**(e) Whether height and weight record of the children is being indicated in the school health card?**

Out of 29 sample schools where availability of school health register was reported, height and weight record of the children is being indicated in the school health register in 13 sample schools (45%), whereas in 16 sample schools (55%) the same was not reported.

**(f) Whether any referral during the period of monitoring?**

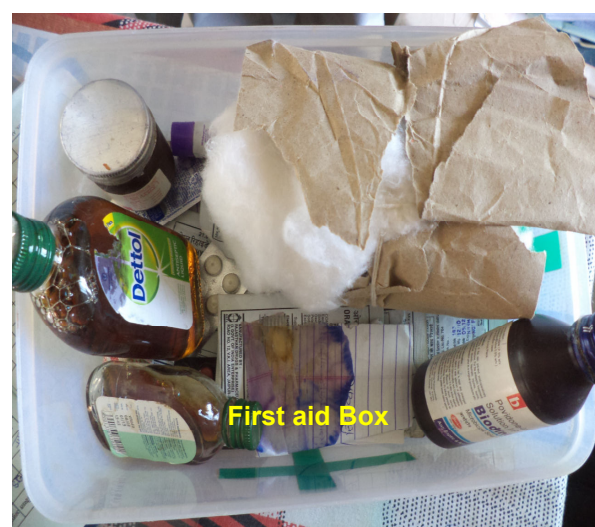
Referral services had not been provided to children during the period of monitoring.

**(g) Instances of medical emergency during the period of monitoring**

Instances of medical emergency had not been reported during the period of monitoring.

**(h) Availability of the first aid medical kit in the schools**

Availability of the first aid medical kit was reported in 12 sample schools (32%),





whereas in 25 sample schools (68%) the first aid medical kit was not reported.

**(i) Dental and eye check-up included in the screening**

Dental and eye check-up was included in the screening in 11 schools (30%), whereas in 26 schools (70%) dental and eye check-up was not included in the screening.

**(ii) Distribution of spectacles to children suffering from refractive error**

Distribution of spectacles to children suffering from refractive error was not reported in any of 37 sample schools (100%).

**(iii) Drinking Water and Sanitation programme**

**(a) Whether potable water is available for drinking purpose in convergence with Drinking Water and Sanitation programme?**

In all the 37 sample schools (100%) potable water for drinking purpose was available under other scheme.

**(iv) MPLAD/ MLA Scheme**

MDM scheme did not receive any support under MPLAD/MLA LAD scheme in any of 37 sample schools (100%).

**(v) Any other Department/Scheme**

MDM scheme did not receive any support from other department/Scheme in operation in the Gram Panchayat/ Block/ district.

## **12. INFRASTRUCTURE**

### **1. Kitchen-cum-Store**

Out of 37 sample schools where MDM was monitored by MI, pucca kitchen shed-cum-store was constructed in 26 (70%) sample schools, whereas in



11 sample schools (30%) pucca kitchen shed-cum-store was not constructed.

**(i) Constructed and in use**

Out of 26 sample schools where pucca kitchen-shed cum store had been constructed it was being used in 24 sample schools (92%).

**(ii) Constructed but not in use**

In 02 sample schools (8%) pucca kitchen-shed cum store was constructed, but it was not in use. The Schools do not find them suitable and useful.

**(iii) Under construction**

Not Applicable

**(iv) Under which scheme Kitchen-cum-store constructed**

Out of 26 sample schools where pucca kitchen-shed cum store had been constructed, kitchen-cum-store was constructed by SSA in 12 sample schools (46%), kitchen-cum-store was constructed by Panchayat Raj department in 12 sample schools (46%), whereas in 02 sample schools (8%) Kitchen-cum-store was constructed by the MDM department (as per the response of HM/teachers of sample schools).

**b. In case the pucca kitchen shed is not available, where is the food being cooked and where the food grains /other ingredients are being stored?**

In the sample schools visited by MI where pucca kitchen shed cum store was not constructed for preparing MDM, food was being cooked either in the open or in classroom.

Regarding storage of food grains, out of 31 sample schools where MDM was prepared in schools, in 14 sample schools (45%) food grains / other ingredients were being stored in the classroom, in 16 sample schools (52%) food grains / other ingredients were being stored in the storeroom and in 01 sample school (3%) food grains / other ingredients were being stored at cook's home.




**d) What is the kind of fuel used?**

Out of 31 sample schools where MDM was prepared at school level, in 30 sample schools (97%) firewood was used for MDM preparation, whereas in 01 sample school (3%) LPG was used for MDM preparation.

**e) Whether on any day there was interruption due to non availability of firewood or LPG?**

There was no interruption due to non availability of firewood or LPG.



## **2. Kitchen devices**

**i) Whether utensils used for cooking food are adequate? Source of funding for cooking and serving utensils**

Utensils used for cooking and serving food were adequate in all the 31 sample



schools (100%) where MDM was prepared at school. Sources of funding for cooking and serving utensils were either MDM department or school facility grant or contribution from community/panchayat in the sample schools.

**ii) Whether eating plates etc are available in the school? Source of funding for eating plates?**

Eating plates for all children for taking MDM was reported in 31 sample schools (84%), whereas in 06 sample schools (16%) eating plates for all children for taking MDM was not reported. The source of funding for eating plates was either MDM fund or School Facility Grant from SSA.

## **3. Availability of Storage bins**

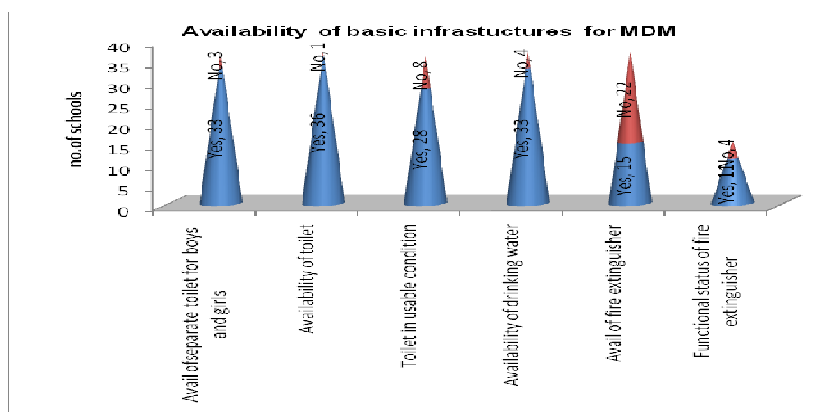
**(i) Whether storage bins are available for food grains? Source of their procurement.**

Out of 31 sample schools where food grain was stored at school level, in 24 sample schools (77%) storage bins were available for food grains, whereas in 07 sample schools (23%) storage bins were not available.

#### **4. Toilets in the school**

##### **(i) Availability of separate toilet for the boys and girls**

Out of 37 sample schools visited by MI, in 36 sample schools (97%) toilets were available, whereas in 01 sample school (3%) toilet was not available. Regarding availability of



of separate toilets for boys and girls, out of 36 sample schools where availability of toilet was reported, the same was reported in 33 schools (92%), whereas in 03 sample schools (8%) separate toilets for boys and girls were not available.



##### **(ii) Are toilets usable?**

Toilets in usable condition were reported in 28 sample schools (78%), whereas in 08 sample schools (22%) toilets were not reported in usable condition.

#### **5. Availability of potable water**

##### **(i) Source of potable water in the school.**

Drinking water facilities were available in 33 sample schools (89%) visited by MI, whereas in 04 sample schools (11%) drinking water facility was not available. Regarding source of drinking water, out of 33 sample schools, in 17 sample schools (51.5%) it was hand pump, in 09 sample schools (27.3%) it was bore-well, in 07 sample schools (21.2%) it was tap water. Regarding source of drinking water functional, out of 33 sample schools where drinking water





facility was available, the same was reported in 25 sample schools (76%), whereas in 08 sample schools (24%) the same was functional.

## **6. Availability of fire extinguisher**

Availability of fire extinguisher was reported in 15 sample schools (40.5%), whereas in 22 sample schools (59.5%) the availability of the same was not reported. Regarding functional status of fire extinguisher, the same was reported in 11 sample schools (73%) out of 15 sample schools where the availability of fire extinguisher was reported, whereas in 04 sample schools (27%) the functional status of the same was not reported.

## **7. IT infrastructure available at school level.**

### **(a) Number of computers available in the school**

Computers were available in 09 sample schools (24%), whereas in 28 schools (76%) computers were not available.



### **(b) Availability of internet connection**

Out of 09 sample schools where computers were available, in 01 sample school (11%) internet connection was available, whereas in 08 sample schools (89%) internet connection was not available.

### **(c ) Using any IT enabled services (e-learning).**

None of the sample schools was using IT enabled services.

## **13. SAFETY & HYGIENE**

### **(i) General Impression of the environment, Safety and hygiene**

Out of 37 sample schools where MDM was served to children, MDM impact on safety was reported good in 04 sample schools (11%), in 27 schools (73%) the same was reported average and in 06 sample schools (16%) the same was reported poor. MDM impact on cleanliness (hygiene) was reported good in 05 sample schools (13.5%), in 26 sample schools (70.3%) the same was reported average and in 06 sample schools (16.2%) the same was reported poor. Regarding MDM impact on discipline, in 05 sample schools (13.5%) the same was



reported good, in 26 sample schools (70.3%) the same was reported average and in 06 sample schools (16.2%) the same was reported poor.

**ii. Are children encouraged to wash hands before and after eating?**

Out of 23 sample schools where MDM was prepared in schools on the day of visit by MI, in 07 sample schools (30%) children were encouraged to wash hands before taking MDM, whereas in 10 sample schools (43.5%) children washed their hands after taking MDM.



**iii. Do the children take meals in an orderly manner?**

Out of 23 sample schools where MDM was prepared in schools on the day of visit by MI, in 20 sample schools (87%) children took meals in an orderly manner, whereas in 03 sample schools (13%) the same was not reported.



**iv. Conservation of water?**

Out of 23 sample schools where MDM was prepared in schools on the day of visit by MI, in 14 sample schools (61%) children conserved water while washing food plates, while in 09 sample schools (39%) the same was not followed.



**v. Is the cooking process and storage of fuel safe, not posing any fire hazard?**

In all the 31 sample schools (100%), where MDM was prepared in school, cooking process and storage of fuel were safe, not posing any fire hazard.

#### **14. COMMUNITY PARTICIPATION**

**(i) Extent of participation by Parents/ SMCs/ Panchayat /Urban bodies in daily supervision, monitoring, participation**

The extent of participation by Parents/SMCs/Panchayat/ in daily supervision, monitoring was satisfactory. In 33 sample schools (89%) Parents /Gram Panchayat /SMC members participated in supervision and monitoring of MDM, whereas in 04 sample schools (11%) the same was not followed. The extent of monitoring MDM was weekly in 07 schools (21%), fortnightly in 05 sample schools (15%), monitoring MDM was monthly in 18 sample schools (55%) and monitoring MDM was after more than two months in 03 sample schools (9%).

**(iv) Is any roster being maintained of the community members for supervision of the MDM?**

No such roster is being maintained by the community members for supervision of the MDM.

**(v) Is any social audit mechanism in the school?**

Social audit mechanism was not reported in any of the sample schools visited by the MI.

**(iv) Number of meetings of SMC held during the monitoring period**

In 12 sample schools (32%) less than 6 SMC meetings were held in last one year, whereas in 25 sample schools (68%) 6 to 12 SMC meetings were held in last one year.

**(v) In how many of these meetings issues related to MDM were discussed?**

Regarding frequency of discussion on MDM in SMC meetings, in 32 sample schools (86.5%) issues related to MDM were discussed in one to five meetings and in 05 sample schools (13.5%) issues related to MDM were discussed in six to ten meetings.

#### **15. INSPECTION & SUPERVISION**

**i) Is there any inspection register available at school level?**

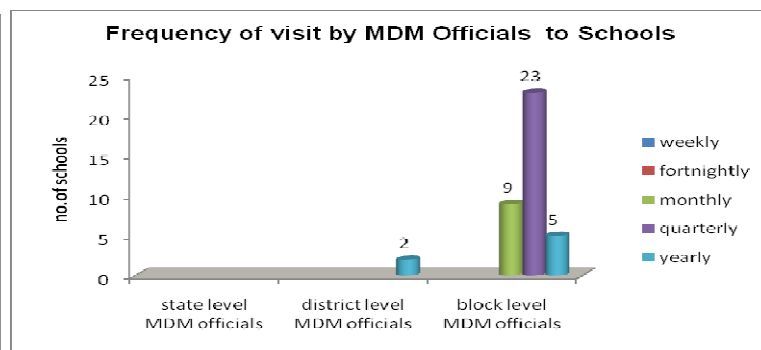

Inspection register was available in 18 sample schools (49%), whereas in 19 sample schools (51%) inspection register was not available.

## (ii) Whether school has received any funds under MME component?

School has not received any funds under MME component in any of 37 sample schools (100%).

## (iii) Has the mid day meal programme been inspected by any state/ district /block level officers/officials? Frequency of such inspections.

Out of 37 sample schools where MDM was served to children, none of

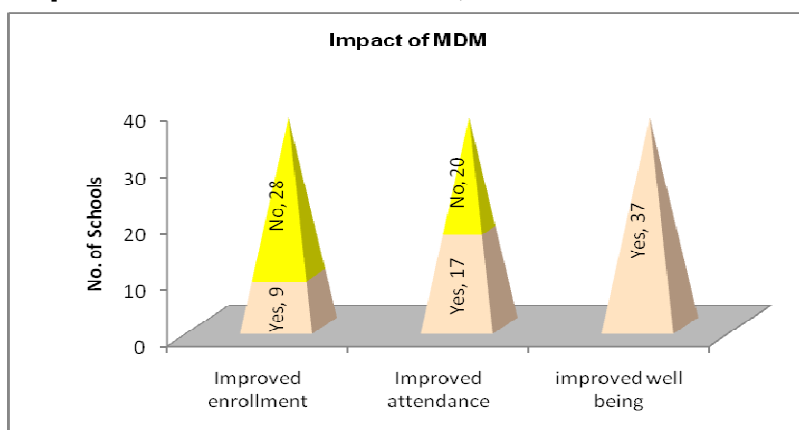


37 sample schools (100%) had been inspected by state level MDM officials. 02 sample schools (5 %) had been inspected by district level MDM officials, whereas all the 37 sample schools (100%) had been inspected by block level officials. Thus, monitoring by State and district officials was not a regular phenomenon. The frequency of MDM district level officials' inspection was largely yearly. The frequency of MDM block level officials' inspection was monthly in 09 sample schools (24%), quarterly in 23 sample schools (62%) and yearly in 05 sample schools (14%).

## 16. IMPACT

i) Has the mid day meal improved the enrollment, attendance of children in school, general well being (nutritional status) of children? Is there any other incidental benefit due to serving cooked meal in schools?

In 09 sample schools



(24%) teachers /headmasters reported (as per their perception) that MDM improved the enrollment, whereas in 17 sample schools (46%) teachers reported that MDM improved attendance of children in schools and in 37 sample schools (100% ) teachers reported that MDM improved general well being (nutritional status) of children.

**(ii) Whether mid day meal has helped in improvement of the social harmony?**

In 25 sample schools (68%) mid day meal has helped in improvement of social harmony.

**17. Grievance Redressal Mechanism**

**(i) Is any grievance mechanism in the district for MDMS?**

There is no grievance mechanism in the district for MDMS.

**(ii) Whether district/block/school having any toll free number?**

The district and blocks do not have any toll free number.

# **A N N E X U R E**



List of Schools - District Alwar										
S. No.	School Name	DISE Code	Category of school	Sample Schools						
				urban areas	Special training centres	Civil works sanctioned	NPEGEL Schools	Minimum of 3 CWSN	CALP	KGBV
1	Govt. PS Sahab Johara	8060816317	PS	1						
2	Govt. PS Manu Marg	8060818401	PS	1						
3	KGBV Akbarpur	8060801311	UPS							1
4	Govt. UPS Allahpur	8060800901	UPS							
5	Govt. PS Kishanpur	8060803101	PS	1						
6	Govt. PS Paitpur	8060802901	PS							
7	Govt. UPS Devkheda	8060817921	UPS			1			1	
8	Govt. Girls UPS Jhakra	8061208602	UPS			1				
9	Govt. UPS Dharpuri Pinan	8061205404	UPS			1			1	
10	Govt. Sec. School Kaneti	8061208501	UPS							
11	Govt. UPS Andhwari	8061209201	UPS					1		
12	Govt. PS Khirni Khora	8061209601	PS							
13	Govt. Sec. School Babeli	8061204301	UPS							
14	Govt. PS Bhadhodiya Bas/ Dera	8061202602	PS					1		
15	Govt. UPS Jhankara	8061208601	UPS							
16	KGBV Pinan	8061205415	UPS							1
17	Govt. UPS Alamdika	8060404901	UPS						1	
18	Govt. PS Sita Ki Dhani	8060404603	PS							
19	Govt. UPS Aanand Nagar Khairthal	8060414206	UPS						1	
20	Govt. Naveen PS Khairthal	8060414210	PS	1						
21	Alam Chand Bhagwanti devi Govt. UPS No. 5	8060820413	UPS			1		1		
22	Govt. UPS Kasba Khairthal	8060414209	UPS	1						
23	Govt. PS Ward No. 1 Khairthal	8060414257	PS	1						
24	Govt. PS Thekda (Khairthal)	8060414260	PS	1						
25	Govt. PS Bhediwas	8060900201	PS							
26	Govt. Adarsh UPS Bad Theguwas	8060907401	UPS					1		
27	KGBV Girudi	8060908611	UPS							1
28	Govt. UPS Buriyawas	8060902901	UPS						1	
29	Govt. PS Dhani Biswa (Bhagu ka bas)	8060901002	PS							
30	Govt. PS Bajana Johad Rayali	8060901103	PS							
31	Govt. UPS Mandha	8060904701	UPS			1				
32	Govt. UPS Bori Kothi	8060901305	UPS			1				
33	Govt. Sec. School Duhar Chaugan	8061005001	UPS							
34	Govt. Girls UPS Gadhbasai	8061006303	UPS							
35	Govt. PS Bhagatpura	8061003601	PS							
36	Govt. UPS Dhigariya	8061004101	UPS							
37	Govt. UPS Govadi	8061006401	UPS			1				
38	Govt. UPS Girls Hisala	8061003706	UPS							
39	Govt. PS Dungari Jagannath	8061007710	PS							
40	Govt. UPS No. 3 Rajgarh	8061114816	UPS	1						
				8	0	7	0	4	5	3

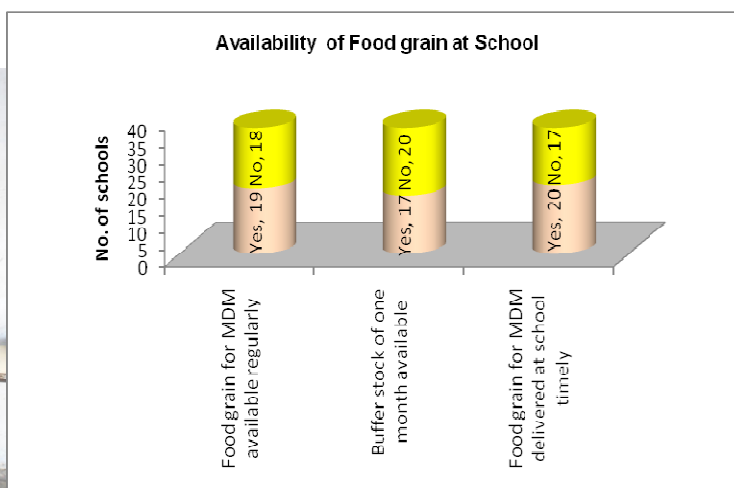
# SECOND HALF YEARLY MONITORING REPORT OF CENTRE FOR DEVELOPMENT COMMUNICATION AND STUDIES (CDECS) ON MDM FOR THE STATE OF RAJASTHAN FOR THE PERIOD OF 1<sup>st</sup> October, 2014 to 31<sup>st</sup> March, 2015

## FOR SIKAR DISTRICT

<b>Name of the Monitoring Institution</b>	CENTRE FOR DEVELOPMENT COMMUNICATION AND STUDIES (CDECS)
<b>Period of the report</b>	1 <sup>st</sup> October, 2014 to 31 <sup>st</sup> March, 2015
<b>Name of the District</b>	<b>Sikar</b>
<b>Date of visit to the Districts/EGS/Schools</b>	30 January, 2015 to 15 February, 2015

## 1. REGULARITY IN DELIVERING FOOD GRAINS TO SCHOOL LEVEL

(i) Is school receiving food grain regularly? If there is delay in delivering food grains, what is the extent of delay and reasons for the same?



Out of 37 sample schools where MDM was monitored by MI, all the 37 sample schools (100%) received food grain. Out of 37 sample schools which received food grain for MDM preparation, in 19 sample schools (51%) regular supply of food grain was reported, whereas in 18 sample schools (49%) regular supply of food grain was not reported.

Table 1: Regular Supply of food grain in Schools

	Number	Percentage (%)
Yes	19	51
No	18	49

**(ii) Is Buffer stock of one-month's requirement is maintained?**

Regarding availability of buffer stock of one month, out of 37 sample schools which received food grain for MDM preparation, 17 sample schools (46%) reported that buffer stock of one month was available, whereas 20 sample schools (54%) reported that buffer stock of one month was not available.

Out of 18 sample schools where regular supply of food grain was not reported, in 03 sample schools (17%) food grain for MDM was not available for less than fifteen days, in 08 sample school (44%) food grain for MDM was not available for fifteen to thirty days and in 07 sample schools (39%) food grain for MDM was not available for more than thirty days.



Table 2: Buffer Stock of one-month's requirement maintained

	Number	Percentage (%)
Yes	17	46
No	20	54

**(iii) Is the food grains delivered at the school?**

Out of 37 sample schools which received food grain for MDM preparation, only in 20 sample schools (54%) food grains were delivered at school timely, whereas in 17 sample schools (46%) the same was not reported.

**(viii) Quality of Food grains**

Out of 37 sample schools which received food grain for MDM preparation, in 26 sample schools (70%) food grain was of "A" quality (FAQ), whereas in 01 sample school(3%) the same was not reported. In 10 sample schools (27%) the same was not applicable as food grain was not available in these schools when MI visited the sample schools.

**(v) Whether food grains are released to school after adjusting the unspent balance of the previous month?**

Out of 37 sample schools which received food grain for MDM preparation, in all the 37 sample schools (100%) food grains were released to school after adjusting the unspent balance of the previous month.

## **2. Timely release of funds**

District gets fund in time from State, and also releases funds to schools in time. Till November, 2015, the district has released conversion cost and cook cum helper honorarium up to October, 2015. The district releases fund from district directly to Blocks and Blocks transfer conversion cost to SMC account through RTGS/ e-transfer.

## **3. REGULARITY IN DELIVERING COOKING COST TO SCHOOL LEVEL**

**(iii) Is school receiving cooking cost in advance regularly? If there is delay in delivering cooking cost what is the extent of delay and reasons for it?**

Out of 37 sample schools where MDM was monitored by MI, all the 37 sample schools (100%) received cooking cost. All the 37 sample schools (100%) did not receive cooking cost in advance. The delay in delivering cooking cost to sample schools was for more than thirty days.

Table 3: Regularity in delivering Cooking Cost

	Number	Percentage (%)
Yes	0	0
No	37	100

**(ii) In case of delay, how schools manage to ensure that there is no disruption in the feeding programme?**

The Schools arranged food materials and firewood on hired basis to manage MDM cooking. Sometimes, headmaster/teacher contributed for cooking cost or as per availability of funds in SMC account they used the money for some time for MDM, too. Also, teachers used to contribute so that children get MDM without any interruption.



MDM preparation by Cook

#### **4. STATUS OF COOKS**

**(i) Who cooks and serves the meal? (Cook/helper appointed by the Department or Self Help Group, or NGO or Contractor)**

Out of 37 sample schools where MDM was monitored by MI, in all the 37 sample schools (100%) MDM was prepared by the cook appointed by SMC at the school level.

**(ii) Is the number of cooks and helpers adequate to meet the requirement of the school?**

In all the 37 sample schools (100%) where MDM was prepared at school level, number of cooks and helpers was adequate to meet the requirement of the school.

**(iii) What is remuneration paid to cooks/helpers?**

Cooks were paid fixed honorarium of Rs. 1000 per month per person (cook/ cook cum helper/ cook-helper).

**(iv) Is the remuneration paid to cooks/helpers regularly?**

Out of 37 sample schools (100%) where MDM was prepared at school level, cooks/helpers were not paid remuneration timely in any of 37 sample schools (100%).

**(v) Social Composition of cooks /helpers? (SC/ST/OBE/Minority)**

Out of 56 female cooks who were engaged in MDM cooking in 37 sample schools visited by MI, 06 cooks (10.7%) were Scheduled castes (SC), 02 cooks(3.6%) were Scheduled tribes (ST), 38 cooks (67.8%) were OBC and 10 cooks (17.8%) belonged to general category.

01 male cook, who was engaged in MDM cooking in sample school visited by MI, was OBC.

**(ix) Availability of training module for cook-cum-helpers and training to them?**

Availability of training module for cook-cum-helpers was not reported in any of 37 sample schools (100%). Also, training was not imparted to cook-cum-helpers in any of 37 sample schools (100%) where MDM was prepared at school level.

**(x) Cook-cum-helpers were engaged to serve the meal to the children in case the meal is prepared and transported by Centralized kitchen/NGO**



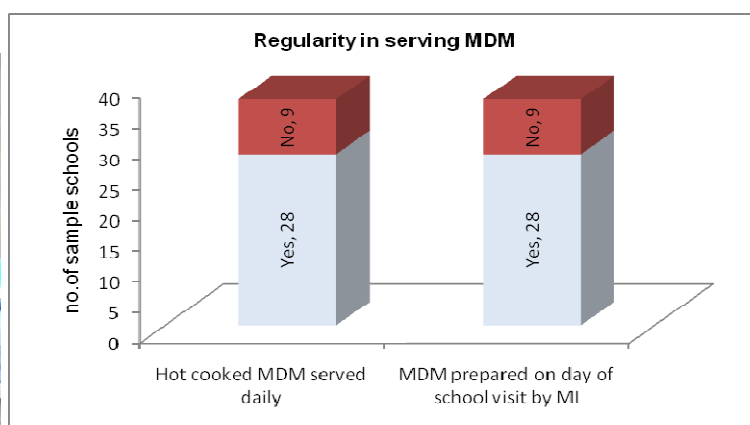
In all the 37 sample schools (100%) MDM was prepared by cook appointed by SMC at school level.

#### (xi) Health check-up of cook-cum-helpers

Health check-up of cook-cum-helpers was not reported in any of the 37 sample schools (100%) where MDM was prepared at school level.

### **5. REGULARITY IN SERVING MEAL**

**Whether the school is serving hot cooked meal daily? If there was interruption, what was the extent and reasons for the same?**



Serving hot cooked meal in the schools is the key purpose of the whole MDM programme. 28 sample schools (76%) received hot cooked MDM daily, whereas 09 sample schools (24%) did not receive hot cooked MDM daily. Regarding number of days, 01 sample school (11%) did not receive hot cooked MDM daily for one week, 02 sample schools (22%) did not receive hot cooked MDM daily for 8 to 15 days and 06 sample schools (67%) did not receive hot cooked MDM daily for more than fifteen days.



Regarding whether MDM prepared on day of school visit by MI, 28 sample schools (76%) reported for the same, whereas in 09 sample schools (24%) MDM was not prepared on day of school visit by MI.

## 6. QUALITY & QUANTITY OF MEAL

### Feedback from children on

#### (vi) Quality of meal

Out of 28 sample schools where MDM was served to children on the day of visit by MI, in 27 sample schools (96%) children were satisfied with the quality of meal, whereas in 01 sample school(4%) children were not satisfied with the quality of meal.

Table 4: Children Satisfied with the quality of meal

	Number	Percentage (%)
Yes	27	96
No	01	4

#### (ii) Quantity of meal

Similarly, out of 28 sample schools where MDM was served to children on the day of visit by MI, 27 sample schools (96%) children were satisfied with the quantity of meal, whereas in 01 sample school (4%) children were not satisfied with the quantity of meal.

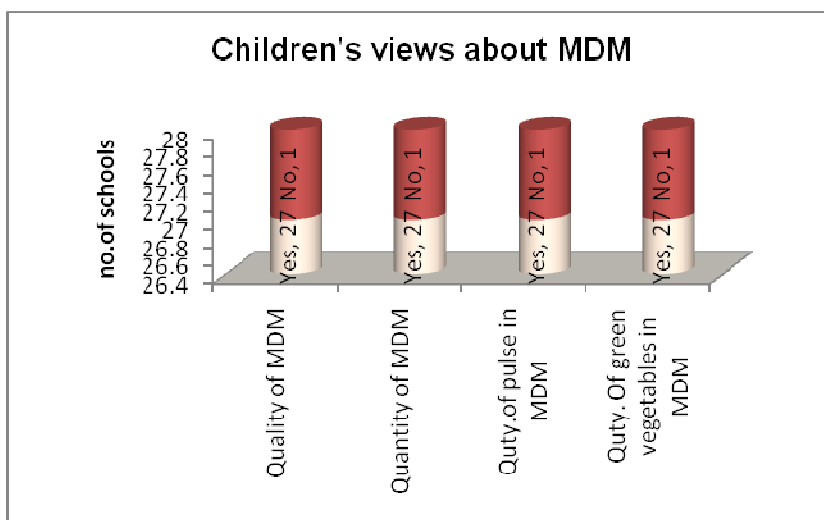


Table 5: Children Satisfied with the quantity of meal

	Number	Percentage (%)
Yes	27	96
No	01	4

### (iii) Quantity of pulses and green leafy vegetables per child

Out of 28 sample schools (100%) where MDM was prepared on the day of visit by MI, in 27 sample schools (96%) where MDM was served on the day of visit by MI children were satisfied with quantity of pulse in MDM. Regarding quantity of leafy vegetables in MDM, in 27 sample schools (96%) children were satisfied.

### (iv) Use of double fortified salt

Out of 28 sample schools (100%) where MDM was prepared on the day of visit by MI, use of iodized salt and not the double fortified salt in MDM was reported in all the 28 sample schools (100%).

### (v) Acceptance of the meal amongst the children

In 27 sample schools (96%) where MDM was served to children on the day of visit by MI, children took MDM happily.

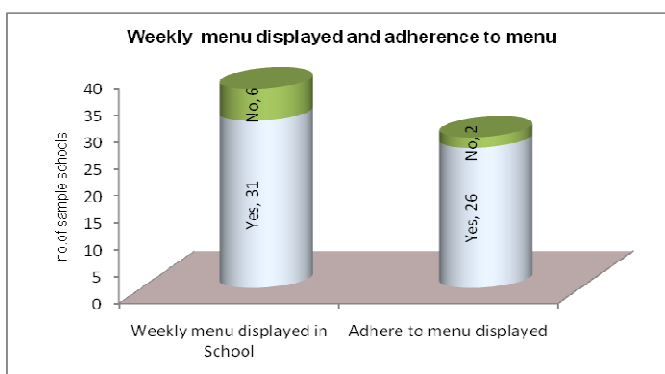
### (vi) Method /Standard gadgets/equipment for measuring the quantity of food to be cooked and served.

Out of 37 sample schools where MDM was prepared in school, availability of weighing machine was reported in 32 sample schools (86.5%), whereas in 05 sample schools (13.5%) availability of weighing machine was not reported. Regarding weighing of food grain before MDM preparation was reported in 14 sample schools (38%) where availability of weighing machine was reported, whereas in 14 sample schools (38%) the same was not reported. In 09 sample schools (24%) MDM was not prepared on the day of visit as food grain was not available.



## 7. VARIETY OF MENU

### (i) Has the school displayed its weekly menu, and is it able to adhere to the menu displayed?



Out of 37 sample schools where MDM was monitored by MI, in 31 sample schools (84%) MDM menu was displayed, whereas in 06 sample schools (16%) MDM menu was not displayed. Out of 28 sample schools where MDM was prepared on the day of visit by MI, 26 sample schools (93%) adhered to MDM menu, whereas 02 sample schools (7%) did not adhere to MDM menu.

Table 6: School displayed its weekly Menu

	Number	Percentage (%)
Yes	31	84
No	06	16

**(vii) Whether menu includes locally available ingredients?**

Menu includes locally available ingredients in all the 28 sample schools (100%), where MDM was prepared on the day of visit by MI.

**(iii) Whether menu provides required nutritional and calorific value per child?**

MDM menu provides required nutritional and calorific value per child in 36 sample schools (97%) as it was observed as per quantity of food served and incorporation of vegetables and daal (pulse) quantity. For ensuring the nutritional value the district may take the meal to some laboratory and consult some dietician.

**(iv) Is there variety in the food served or is the same food served daily?**

There was variety in the food served for MDM. It included Chapati & vegetable, Khichdi, Dal & rice, Dal & Chapati. Hence, MDM menu included rice, wheat, pulses, vegetables and fruits (once in a week).

**(v) Does the daily menu include rice / wheat preparation, dal and vegetables?**

Daily menu included rice/ wheat and dal or vegetables.

**(vi) If children were not happy, please give reasons and suggestions to improve.**

Children are happy with the MDM.

**8. Display of Information under RTE Act 2009**

**(i) Whether information related to MDM displayed?**

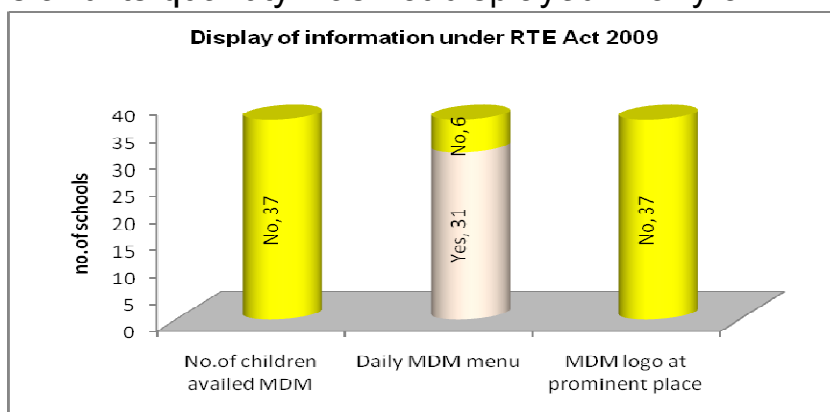
**a) Date of receipt of food grains and its quantity**



Date of receipt of food grains and its quantity was not displayed in any of the 37 sample schools (100%).

**b) Balance quantity of food grains utilized during the month**

Balance quantity of food grains utilized during the month was not displayed in any of the 37 sample schools (100%).



**c) Other ingredients purchased and utilized**

Other ingredients purchased and utilized were not displayed in any of the 37 sample schools (100%).

**d) Number of students availed MDM**

Number of students availed MDM was not displayed in any of 37 sample schools (100%).

**e) MDM daily menu**

MDM daily menu was displayed in 31 sample schools (84%), whereas in 06 sample schools (16%) the same was not reported.

**(ii) Display of MDM logo at prominent place preferably outside wall of the school**

Display of MDM logo at prominent place was not reported in any of 37 sample schools (91%) the same was not reported.

**9. TRENDS**

**Extent of variation (As per school records vis-à-vis Actual on the day of visit)**

Table 7: Enrolment, Attendance and children availed MDM

No.	Details	On the day of visit
i.	Enrollment (2012)	2715
ii.	Enrollment (2013)	2584



iii.	Enrollment (2014)	2585
iv.	No. of children attending the school on the day of visit	1819
v.	No. of children availing MDM as per MDM Register (last day)	1331
vi.	No. of children availing MDM as per MDM Register (visit day)	1183
vii.	No. of children actually availing MDM on the day of visit (last day)	1331
viii.	No. of children actually availing MDM on the visit day	1191

As per the above figures 70% of the children attended schools against 2014 enrolment. 65% of children availed MDM as per MDM register on the day of visit by MI. Regarding percentage of children actually availed MDM on the visit day was 65.5%.

## **10. SOCIAL EQUITY**

### **(i) Did you observe any gender or caste or community discrimination in cooking or serving or seating arrangements?**

In all the 37 sample schools (100%) where MDM was served to children, no discrimination (gender, caste and community) in cooking or serving or seating arrangements has been observed by MI.

Table 8: Gender/Caste/Community discrimination in Cooking/Serving/Seating arrangements

	Number	Percentage (%)
Yes	0	0
No	37	100

## **11. Convergence with Other Schemes**

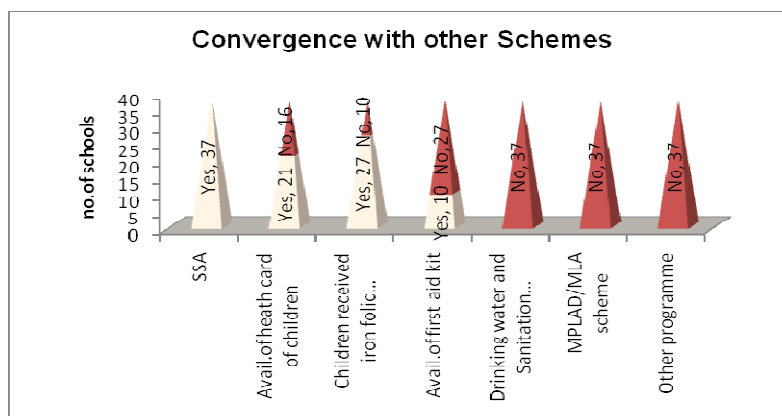
### **(i) SSA**

In all the 37 sample schools (100%) MDM had convergence with SSA school grants in arranging soap for hand wash, replenishing the first aid kit items and plates from school facility grant.

### **(ii) School Health Programme**

### (a) Is there school Health Card maintained for each child?

School Health register for School children was maintained in 21 sample schools (57%), whereas in 16 sample schools (43%) the same was not reported. In the School Health register health status of each child was maintained.



### (b) What is the frequency of health check-up?

In all the 21 sample schools (100%) where School Health Register for children was maintained, the frequency of health check-up was yearly.



Health checkup register



Availability of micro nutrients

### (c) Whether children are given micronutrients (Iron, folic acid, vitamin – A dosage) and de-worming medicine periodically?

In 27 sample schools (73%) children were given micronutrients (Iron, folic acid, vitamin – A dosage) and de-worming medicine in the schools through Medical and Health Department, whereas in 10 sample schools (27%) children were not given micronutrients (Iron, folic acid, vitamin – A dosage) and de-worming medicine in the schools through Medical and Health Department.

Table 9: Children given micronutrients

	Number	Percentage (%)
Yes	27	73
No	10	27

**d) Who administers these medicines and at what frequency?**

These medicines were administered by school teachers in the schools with support from health department. Out of 27 schools where children were given micronutrients, the frequency of these medicines was yearly in all the 27 sample schools (100%).

**(e) Whether height and weight record of the children is being indicated in the school health card?**

Out of 21 sample schools where availability of school health register was reported, height and weight record of the children is being indicated in the school health register in 09 sample schools (43%), whereas in 12 sample schools (57%) the same was not reported.

**(f) Whether any referral during the period of monitoring?**

Referral services had not been provided to children during the period of monitoring.

**(g) Instances of medical emergency during the period of monitoring**

Instances of medical emergency had not been reported during the period of monitoring.

**(h) Availability of the first aid medical kit in the schools**

Availability of the first aid medical kit was reported in 10 sample schools (27%), whereas in 27 sample schools (73%) the first aid medical kit was not reported.



**(i) Dental and eye check-up included in the screening**

Dental and eye check-up was included in the screening in 04 sample schools (11%), whereas in 33 schools (89%) dental and eye check-up was not included in the screening.

**(ii) Distribution of spectacles to children suffering from refractive error**

Distribution of spectacles to children suffering from refractive error was not reported in any of 37 sample schools (100%).

### **(viii) Drinking Water and Sanitation programme**

#### **(b) Whether potable water is available for drinking purpose in convergence with Drinking Water and Sanitation programme?**

In all the 37 sample schools (100%) potable water for drinking purpose was available under other scheme.

#### **(iv) MPLAD/ MLALAD Scheme**

MDM scheme did not receive any support under MPLAD/MLA LAD scheme in any of 37 sample schools (100%).

#### **(v) Any other Department/Scheme**

MDM scheme did not receive any support from other department/Scheme in operation in the Gram Panchayat/ Block/ district.

## **12. INFRASTRUCTURE**

### **1. Kitchen-cum-Store**

Out of 37 sample schools where MDM was monitored by MI, pucca kitchen shed-cum-store was constructed in 32 (86.5%) sample schools, whereas in 05 sample schools (13.5%) pucca kitchen shed-cum-store was not constructed.



#### **(i) Constructed and in use**

Out of 32 sample schools where pucca kitchen-shed cum store had been constructed it was being used in 28 sample schools (87.5%).

#### **(ii) Constructed but not in use**

In 04 sample schools (12.5%) pucca kitchen-shed cum store was constructed, but it was not in use.

#### **(iii) Under construction**

Not Applicable



#### **(iv) Under which scheme Kitchen-cum-store constructed**

Out of 32 sample schools where pucca kitchen-shed cum store had been constructed, kitchen-cum-store was constructed by SSA in 24 sample schools (75%), kitchen-cum-store was constructed by Panchayat Raj department in 08 sample schools (25%).

#### **b. In case the pucca kitchen shed is not available, where is the food being cooked and where the food grains /other ingredients are being stored?**

In the sample schools visited by MI where pucca kitchen shed cum store was not constructed for preparing MDM, food was being cooked either in the open or in classroom.

Regarding storage of food grains, out of 37 sample schools where MDM was prepared in schools, in 10 sample schools (27%) food grains / other ingredients were being stored in the classroom, in 25 sample schools (68%) food grains / other ingredients were being stored in the storeroom and in 02 sample schools (5%) food grains / other ingredients were being stored at other place.

#### **d) What is the kind of fuel used?**

Out of 37 sample schools where MDM was prepared at school level, in 24 sample schools (65%) firewood was



used for MDM preparation, whereas in 13 sample schools (35%) LPG was used for MDM preparation.

#### **e) Whether on any day there was interruption due to non availability of firewood or LPG?**

There was no interruption due to non availability of firewood or LPG. When LPG was not available, firewood was used for MDM preparation.

## **2. Kitchen devices**



**i) Whether utensils used for cooking food are adequate? Source of funding for cooking and serving utensils**

Utensils used for cooking



and serving food were adequate in all the 37 sample schools (100%), where MDM was prepared at school. Sources of funding for cooking and serving utensils were either MDM scheme or school facility grant or contribution from community/panchayat in the sample schools.

**ii) Whether eating plates etc are available in the school? Source of funding for eating plates?**

Eating plates for all children for taking MDM was reported in 35 sample schools (95%), whereas in 02 sample schools (5%) eating plates for all children for taking MDM was not reported. The source of funding for eating plates was either MDM fund or School Facility Grant from SSA.

**3. Availability of Storage bins**

**(i) Whether storage bins are available for food grains? Source of their procurement.**

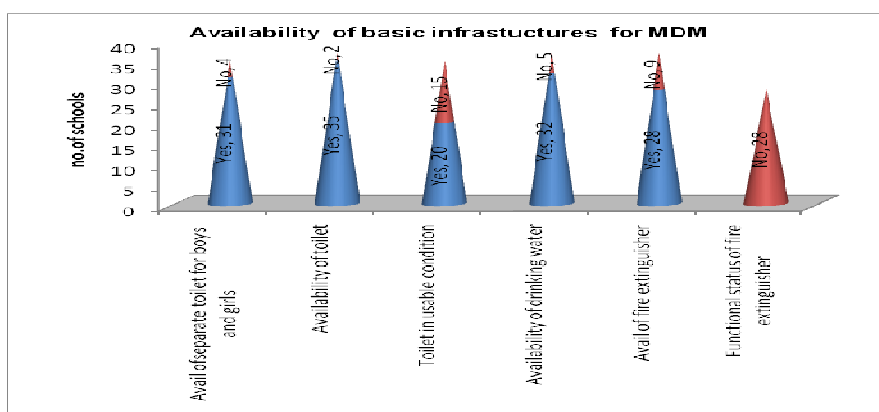
Out of 37 sample schools where MDM was prepared at school level, in 36 sample schools (97%) storage bins were available for food grains, whereas in 01 sample school (3%) storage bins were not available.



**4. Toilets in the school**

**(i) Availability of separate toilet for the boys and girls**

Out of 37 sample schools visited by MI, in 35 sample schools (95%) toilets were available, whereas in 02 sample schools (5%) toilet was not available. Regarding



availability of separate toilets for boys and girls, out of 35 sample schools where availability of toilet was reported, the same was reported in 31 schools (89%), whereas in 04 sample schools (11%) separate toilets for boys and girls were not available.

## (ii) Are toilets usable?

Toilets in usable condition were reported in 20 sample schools (57%), whereas in 15 sample schools (43%) toilets were not reported in usable condition.

## 5. Availability of potable water

### (i) Source of potable water in the school.

Drinking water facilities were available in 32 sample schools (86.5%) visited by MI, whereas in 05 sample schools (13.5%) drinking water facility was not available. Regarding source of drinking water out of 35 sample schools, in 04 sample schools (12%) it was hand pump, in 05 sample schools (16%) it was bore-well, in 21 sample schools (66%) it was tap water, whereas in 02 sample schools (6%) it was 'other' source of drinking water. In these schools although tap is available, yet it was not used for drinking purpose due to low pressure, destruction of tap etc. Hence, arrangement for drinking water was through tanker.



## 6. Availability of fire extinguisher

Availability of fire extinguisher was reported in 28 sample schools (76%), whereas in 09 sample schools (24%) the availability of the same was not reported.



Regarding functional status of fire extinguisher, the same was not reported in any of 28 sample schools (100%).

## **7. IT infrastructure available at school level.**

### **(a) Number of computers available in the school**

Computers were available in 05 sample schools (13.5%), whereas in 32 schools (86.5%) computers were not available.

### **(b) Availability of internet connection**

Out of 05 sample schools where computers were available, none of 05 sample schools had internet connection.

### **(c ) Using any IT enabled services (e-learning).**

None of the sample schools were using IT enabled services.

## **13. SAFETY & HYGIENE**

### **(i) General Impression of the environment, Safety and hygiene**

Out of 37 sample schools where MDM was served to children, MDM impact on safety was reported good in 05 sample schools (13.5%), in 22 schools (59.5%) the same was reported average and in 10 sample schools (27%) the same was reported poor. MDM impact on cleanliness (hygiene) was reported good in 05 sample schools (13.5%), in 22 sample schools (59.5%) the same was reported average and in 10 sample schools (27%) the same was reported poor. MDM impact on maintaining discipline was reported good in 05 sample schools (13.5%), the same was reported average in 20 schools (54.1%) and in 12 sample schools (32.4%) the same was reported poor.

### **ii. Are children encouraged to wash hands before and after eating?**



Out of 28 sample schools where MDM was prepared in schools on the day of visit by MI, in 10 sample schools (36%) children were



encouraged to wash hands before taking MDM, whereas in 08 sample schools (29%) children washed their hands after taking MDM.

### iii. Do the children take meals in an orderly manner?

Out of 28 sample schools where MDM was prepared in schools on the day of visit by MI, in 17 sample schools (61%) children take meals in an orderly manner, whereas in 11 sample schools (39%) the same was not reported.



### iv. Conservation of water?

Out of 28 sample schools where MDM was prepared in schools on the day of visit by MI, in 13 sample schools (46%) children conserved water while washing food plates, while in 15 sample schools (54%) the same was not followed.

### v. Is the cooking process and storage of fuel safe, not posing any fire hazard?

In 34 sample schools (92%) where MDM was prepared in school cooking process and storage of fuel were safe, not posing any fire hazard, whereas in 03 sample schools(8%) cooking process and storage of fuel were not safe

#### **14. COMMUNITY PARTICIPATION**

**(i) Extent of participation by Parents/ SMCs/ Panchayat /Urban bodies in daily supervision, monitoring, participation**

The extent of participation by Parents/SMCs/Panchayat/ in daily supervision, monitoring was satisfactory. In 28 sample schools (76%) Parents /Gram Panchayat /SMC members participated in supervision and monitoring of MDM, whereas in 09 sample schools (24%) the same was not followed. The extent of monitoring MDM was weekly in 05 schools (17.9%), fortnightly in 03 sample schools (10.7%), monitoring MDM was monthly in 19 sample schools (67.9%) and monitoring MDM was after more than two months in 01 sample school (3.6%).

**(ix) Is any roster being maintained of the community members for supervision of the MDM?**

No such roster is being maintained by the community members for supervision of the MDM.

**(x) Is any social audit mechanism in the school?**

Social audit mechanism was not reported in any of the sample schools visited by the MI.

**(iv) Number of meetings of SMC held during the monitoring period**

In 12 sample schools (32%) less than 6 SMC meetings were held in last one year, whereas in 25 sample schools (68%) 6 to 12 SMC meetings were held in last one year.

**(v) In how many of these meetings issues related to MDM were discussed?**

Regarding frequency of discussion on MDM in SMC meetings, in 09 sample schools (24%) issues related to MDM were not discussed in any of the SMC meetings and in 28 sample schools (76%) issues related to MDM were discussed in one to five meetings.

#### **15. INSPECTION & SUPERVISION**

**i) Is there any inspection register available at school level?**

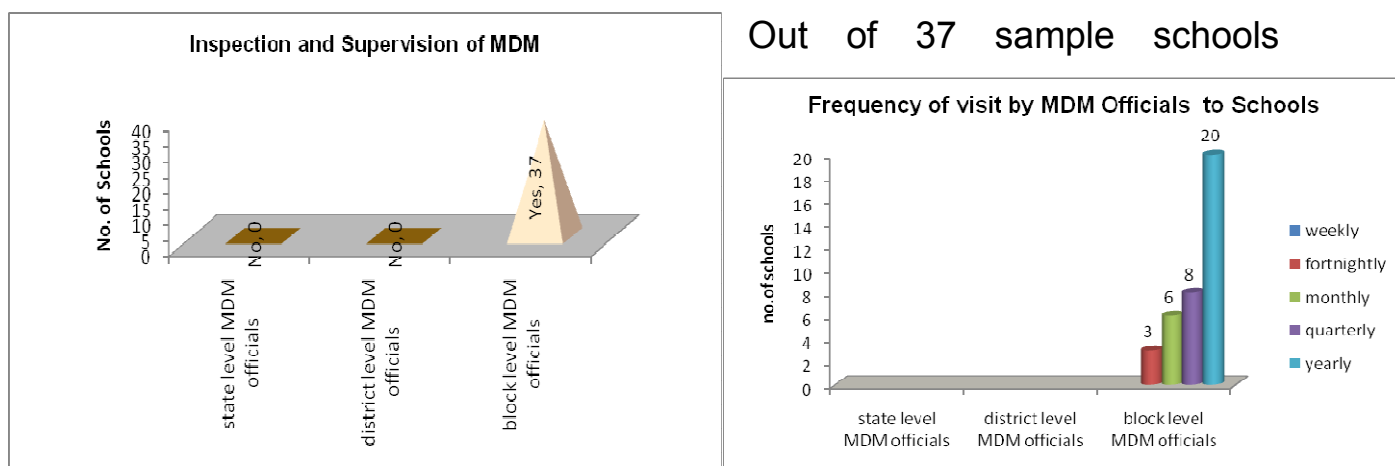
Inspection register was available in 17 sample schools (46%), whereas in 20 sample schools (54%) inspection register was not available.



## **(ii) Whether school has received any funds under MME component?**

School has not received any funds under MME component in any of 37 sample schools (100%).

## **(iii) Has the mid day meal programme been inspected by any state/ district /block level officers/officials? Frequency of such inspections.**



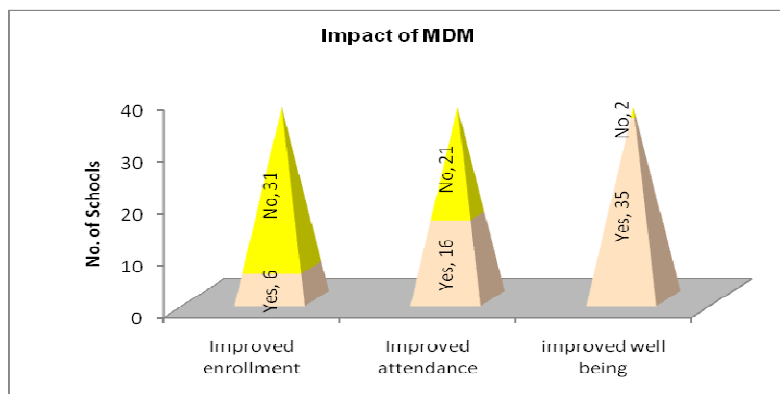
where MDM was served to children, none of 37 sample schools (100%) had been inspected by state level MDM officials and district level MDM officials, whereas all the 37 sample schools (100%) had been inspected by block level officials. Thus, monitoring by State and district officials was not a regular phenomenon. The frequency of MDM district level officials' inspection was largely yearly. The frequency of MDM block level officials inspection was fortnightly in 03 sample schools (8%), monthly in 06 sample schools (16%), quarterly in 08 sample schools (22%) and yearly in 20 sample schools (54%).

## **16. IMPACT**

### **i) Has the mid day meal improved the enrollment, attendance of children in school, general well being (nutritional status) of children? Is there any other incidental benefit due to serving cooked meal in schools?**

In 06 sample schools (16%) teachers /headmasters reported (as per their perception) that MDM improved the enrollment, whereas in 16 sample schools (43%) teachers reported that MDM improved attendance

of children in schools and in 35 sample schools (95% ) teachers reported that MDM improved general well being (nutritional status) of children.



**(iv) Whether mid day meal has helped in improvement of the social harmony?**

In 20 sample schools (54%) mid day meal has helped in improvement of social harmony.

**17. Grievance Redressal Mechanism**

**(i) Is any grievance mechanism in the district for MDMS?**

There is no grievance mechanism in the district for MDMS.

**(ii) Whether district/block/school having any toll free number?**

The district and blocks do not have any toll free number.

# **A N N E X U R E**

## List of schools –District Sikar

List of Schools - District Sikar										
S. No.	School Name	DISE Code	Category of school	Sample Schools						
				urban areas	Special training centres	Civil works sanctioned	NPEGEL Schools	Minimum of 3 CWSN	CALP	KGBV
1	Govt. PS Lothwali	8130503527	PS			1				
2	Govt. PS Kesarwali Johdi (Harijan Basti)	8130503808	PS							
3	Shahid Hari singh Govt. UPS Khejarwala Ramnagar	8130504003	UPS	1						
4	Govt. PS Dhara Shyam Singh Gungara	8130503809	PS			1				
5	Govt. UPS Dadali Chainpura	8130553301	UPS							
6	Govt. PS Nala Ka Balaji	8130501008	PS							
7	Govt. PS Kumbha ki dhani (Kalu ka bas)	8130500802	PS							
8	Govt. UPS Gumana Ka bas	8130500801	UPS							
9	KGBV Piprali Sikar	8130501308	UPS							1
10	Govt. UPS No. 2 Neem ka thana	8130716303	UPS						1	
11	Govt. PS No. 5 Neem ka thana	8130715731	PS	1						
12	Govt. UPS No. 4 Neem ka thana	8130715701	UPS						1	
13	Govt. PS Trilokpura (Narsinghpuri)	8130700404	PS							
14	Govt. UPS Huldand	8130700502	UPS							
15	Govt. PS Malhar Johada	8130777105	PS							
16	Govt. UPS Dhani Budhsingh	8130700503	UPS							
17	Govt. PS Sesham No. 2	8130401501	PS							
18	Govt. PS Khotiya	8130101003	PS							
19	Govt. PS Hadasar	8130101401	PS							
20	Govt. Navatiya Girls UPS Fatehpur	8130117001	UPS	1						
21	Govt. PS No. 9 Fatehpur	8130115801	PS	1						
22	KGBV Tajsar	8130104406	UPS							1
23	Govt. UPS No. 13 Fatehpur	8130118505	UPS	1						
24	Govt. Mannidevi UPS Fatehpur	8130118602	UPS						1	
25	Govt. Shri Hardayal UPS Bajaj Circle		UPS		1					
26	Govt. PS Harijan	8130510701	PS		1					
27	Govt. UPS Seelki bara	8130603301	UPS							
28	Govt. PS Dharampura	8130603801	PS							
29	Govt. UPS Chhajanda	8130602901	UPS			1				
30	Govt. PS No. 8 Khandela	8130600508	PS							
31	Sri Mamraj UPS Khandela	8130613601	UPS	1						
32	Govt. UPS Mehro ki dhani	8130604701	UPS							
33	Govt. UPS Khichado ki dhani	8130402102	UPS					1		
34	Govt. PS Karrion ki dhani	8130401804	PS							
35	Govt. UPS Khatiwas	8130402201	UPS					1		
36	Govt. PS Bijarniyo ki dhani (Uttari)	8130401606	PS							
37	Govt. PS Khatiyo ki dhani	8130401301	PS							
38	Govt. PS Ahiro ki dhani	8013040160	PS							
39	Govt. UPS No. 2 Losal	8130418701	UPS	1						
40	Govt. PS Ahata Area Losal	8130417801	PS	1						
<b>Total</b>				<b>8</b>	<b>2</b>	<b>3</b>	<b>0</b>	<b>2</b>	<b>3</b>	<b>2</b>

## **Negative lists – District Alwar**

### **(i) Irregular supply of food grain**

S.No.	Name of School	Block
1.	Govt. PS Kishanpur	Umrain
2.	Govt. Girls UPS Jhakra	Raini
3.	Govt. UPS Dharpuri Pinan	Raini
4.	Govt. Sec. School Kaneti	Raini
5.	Govt. UPS Andhwari	Raini
6.	Govt. Sec. School Babeli	Raini
7.	Govt. UPS Jhankara	Raini
8.	Govt. UPS Alamdika	Kishangarh Bas
9.	Govt. UPS Aanand Nagar Khairthal	Kishangarh Bas
10.	Govt. PS Bhediwas	Bansoor
11.	Govt. PS Dhani Biswa (Bhagu ka bas)	Bansoor
12.	Govt. PS Bajana Johad Rayali	Bansoor
13.	Govt. UPS Mandha	Bansoor
14.	Govt. UPS Bori Kothi	Bansoor
15.	Govt. UPS Dhigariya	Thanagaji
16.	Govt. UPS Govadi	Thanagaji
17.	Govt. UPS Girls Hisala	Thanagaji
18.	Govt. UPS No. 3 Rajgarh	Rajgarh

**(ii) In 14 sample schools quality of food grains was not applicable as food grain was not available in school when MI visited the sample schools.**

### **(iii) Cooking cost not received in advance**

S.No.	Name of School	Block
1.	Govt. PS Kishanpur	Umrain
2.	Govt. PS Paitpur	Umrain
3.	Govt. Girls UPS Jhakra	Raini
4.	Govt. UPS Dharpuri Pinan	Raini
5.	Govt. Sec. School Kaneti	Raini
6.	Govt. UPS Andhwari	Raini
7.	Govt. PS Khirni Khora	Raini
8.	Govt. Sec. School Babeli	Raini
9.	Govt. PS Bhadhodiya Bas/ Dera	Raini
10.	Govt. UPS Jhankara	Raini
11.	Govt. UPS Alamdika	Kishangarh Bas
12.	Govt. PS Sita Ki Dhani	Kishangarh Bas
13.	Govt. UPS Aanand Nagar Khairthal	Kishangarh Bas
14.	Govt. Naveen PS Khairthal	Kishangarh Bas
15.	Govt. UPS Kasba Khairthal	Kishangarh Bas
16.	Govt. PS Ward No. 1 Khairthal	Kishangarh Bas
17.	Govt. PS Thekda (Khairthal)	Kishangarh Bas
18.	Govt. PS Bhediwas	Bansoor
19.	Govt. UPS Buriyawas	Bansoor
20.	Govt. PS Dhani Biswa (Bhagu ka bas)	Bansoor
21.	Govt. PS Bajana Johad Rayali	Bansoor
22.	Govt. UPS Mandha	Bansoor
23.	Govt. UPS Bori Kothi	Bansoor
24.	Govt. Sec. School Duhar Chaugan	Thanagaji
25.	Govt. Girls UPS Gadhasai	Thanagaji
26.	Govt. PS Bhagatpura	Thanagaji
27.	Govt. UPS Dhigariya	Thanagaji
28.	Govt. UPS Govadi	Thanagaji



29.	Govt. UPS Girls Hisala	Thanagaji
30.	Govt. PS Dungari Jagannath	Thanagaji
31.	Govt. UPS No. 3 Rajgarh	Rajgarh

**(iv) Cook cum helper not paid remuneration timely.**

S.No.	Name of School	Block
1.	Govt. PS Kishanpur	Umrain
2.	Govt. PS Paitpur	Umrain
3.	Govt. Girls UPS Jhakra	Raini
4.	Govt. UPS Dharmपुरi Pinan	Raini
5.	Govt. Sec. School Kaneti	Raini
6.	Govt. UPS Andhwari	Raini
7.	Govt. PS Khirni Khora	Raini
8.	Govt. Sec. School Babeli	Raini
9.	Govt. PS Bhadhodiya Bas/ Dera	Raini
10.	Govt. UPS Jhankara	Raini
11.	Govt. UPS Alamdika	Kishangarh Bas
12.	Govt. PS Sita Ki Dhani	Kishangarh Bas
13.	Govt. UPS Aanand Nagar Khairthal	Kishangarh Bas
14.	Govt. Naveen PS Khairthal	Kishangarh Bas
15.	Govt. UPS Kasba Khairthal	Kishangarh Bas
16.	Govt. PS Ward No. 1 Khairthal	Kishangarh Bas
17.	Govt. PS Thekda (Khairthal)	Kishangarh Bas
18.	Govt. PS Bhediwas	Bansoor
19.	Govt. PS Dhani Biswa (Bhagu ka bas)	Bansoor
20.	Govt. PS Bajana Johad Rayali	Bansoor
21.	Govt. UPS Mandha	Bansoor
22.	Govt. UPS Bori Kothi	Bansoor
23.	Govt. Sec. School Duhar Chaugan	Thanagaji
24.	Govt. Girls UPS Gadhbasai	Thanagaji
25.	Govt. UPS Govadi	Thanagaji
26.	Govt. UPS Girls Hisala	Thanagaji
27.	Govt. PS Dungari Jagannath	Thanagaji
28.	Govt. UPS No. 3 Rajgarh	Rajgarh
29.	Govt. UPS Buriyawas	Bansoor

**(v) Cook cum helper not received training for healthy cooking**

S.No.	Name of School	Block
1.	Govt. PS Kishanpur	Umrain
2.	Govt. PS Paitpur	Umrain
3.	Govt. Girls UPS Jhakra	Raini
4.	Govt. UPS Dharmपुरi Pinan	Raini
5.	Govt. Sec. School Kaneti	Raini
6.	Govt. UPS Andhwari	Raini
7.	Govt. PS Khirni Khora	Raini
8.	Govt. Sec. School Babeli	Raini
9.	Govt. PS Bhadhodiya Bas/ Dera	Raini
10.	Govt. UPS Jhankara	Raini
11.	Govt. UPS Alamdika	Kishangarh Bas
12.	Govt. PS Sita Ki Dhani	Kishangarh Bas
13.	Govt. UPS Aanand Nagar Khairthal	Kishangarh Bas
14.	Govt. Naveen PS Khairthal	Kishangarh Bas
15.	Govt. UPS Kasba Khairthal	Kishangarh Bas
16.	Govt. PS Ward No. 1 Khairthal	Kishangarh Bas
17.	Govt. PS Thekda (Khairthal)	Kishangarh Bas
18.	Govt. PS Bhediwas	Bansoor
19.	Govt. UPS Buriyawas	Bansoor

20.	Govt. PS Dhani Biswa (Bhagu ka bas)	Bansoor
21.	Govt. PS Bajana Johad Rayali	Bansoor
22.	Govt. UPS Mandha	Bansoor
23.	Govt. UPS Bori Kothi	Bansoor
24.	Govt. Sec. School Duhar Chaugan	Thanagaji
25.	Govt. Girls UPS Gadhbasai	Thanagaji
26.	Govt. PS Bhagatpura	Thanagaji
27.	Govt. UPS Dhigariya	Thanagaji
28.	Govt. UPS Govadi	Thanagaji
29.	Govt. UPS Girls Hisala	Thanagaji
30.	Govt. PS Dungari Jagannath	Thanagaji
31.	Govt. UPS No. 3 Rajgarh	Rajgarh

**(vi) Hot cooked MDM not prepared in school regularly**

S.No.	Name of School	Block
1.	Govt. Girls UPS Jhakra	Raini
2.	Govt. Sec. School Kaneti	Raini
3.	Govt. UPS Andhwari	Raini
4.	Govt. Sec. School Babeli	Raini
5.	Govt. UPS Jhankara	Raini
6.	Govt. UPS Alamdika	Kishangarh Bas
7.	Govt. UPS Aanand Nagar Khairthal	Kishangarh Bas
8.	Govt. UPS Buriyawas	Bansoor
9.	Govt. PS Dhani Biswa (Bhagu ka bas)	Bansoor
10.	Govt. PS Bajana Johad Rayali	Bansoor
11.	Govt. UPS Mandha	Bansoor
12.	Govt. UPS Bori Kothi	Bansoor
13.	Govt. UPS Dhigariya	Thanagaji
14.	Govt. UPS Govadi	Thanagaji
15.	Govt. UPS Girls Hisala	Thanagaji
16.	Govt. UPS No. 3 Rajgarh	Rajgarh

**(vii) MDM Menu not displayed in school**

S.No.	Name of School	Block
1.	Govt. PS Sahab Johara	Umrain
2.	Govt. PS Manu Marg	Umrain
3.	Govt. UPS Allahpur	Umrain
4.	Govt. UPS Devkheda	Umrain
5.	Govt. Girls UPS Jhakra	Raini
6.	Govt. Sec. School Babeli	Raini
7.	Alam Chand Bhagwanti devi Govt. UPS No. 5	Umrain
8.	Govt. PS Thekda (Khairthal)	Kishangarh Bas
9.	Govt. Adarsh UPS Bad Theguwas	Bansoor
10.	Govt. UPS Bori Kothi	Bansoor
11.	Govt. UPS Girls Hisala	Thanagaji

**(viii) Non- adherence to MDM Menu**

S.No.	Name of School	Block
1.	Govt. PS Kishanpur	Umrain
2.	Alam Chand Bhagwanti devi Govt. UPS No. 5	Umrain
3.	Govt. Girls UPS Gadhbasai	Thanagaji

**(ix) Available kitchen-shed not in use by school**

S.No.	Name of School	Block
1.	Govt. PS Dhani Biswa (Bhagu ka bas)	Bansoor
2.	Govt. PS Bajana Johad Rayali	Bansoor

**(x) Separate toilet not available in school**

S.No.	Name of School	Block
1.	Govt. UPS Aanand Nagar Khairthal	Kishangarh Bas
2.	Govt. PS Bhediwas	Bansoor
3.	Govt. UPS Dhigariya	Thanagaji

**xi) Fire extinguisher not available in school**

S.No.	Name of School	Block
1.	Govt. PS Sahab Johara	Umrain
2.	Govt. PS Manu Marg	Umrain
3.	Govt. PS Kishanpur	Umrain
4.	Govt. PS Paitpur	Umrain
5.	Govt. UPS Devkheda	Umrain
6.	Govt. Girls UPS Jhakra	Raini
7.	Govt. UPS Dharmपुरi Pinan	Raini
8.	Govt. UPS Andhwari	Raini
9.	Govt. PS Khirni Khora	Raini
10.	Govt. PS Sita Ki Dhani	Kishangarh Bas
11.	Govt. UPS Aanand Nagar Khairthal	Kishangarh Bas
12.	Govt. Naveen PS Khairthal	Kishangarh Bas
13.	Alam Chand Bhagwanti devi Govt. UPS No. 5	Umrain
14.	Govt. PS Ward No. 1 Khairthal	Kishangarh Bas
15.	Govt. PS Bhediwas	Bansoor
16.	Govt. UPS Buriyawas	Bansoor
17.	Govt. PS Dhani Biswa (Bhagu ka bas)	Bansoor
18.	Govt. PS Bajana Johad Rayali	Bansoor
19.	Govt. Girls UPS Gadhbasa	Thanagaji
20.	Govt. PS Bhagatpura	Thanagaji
21.	Govt. UPS Dhigariya	Thanagaji
22.	Govt. UPS Govadi	Thanagaji

**xii) Safety poor in school**

S.No.	Name of School	Block
1.	Govt. PS Khirni Khora	Raini
2.	Govt. PS Bhadhodiya Bas/ Dera	Raini
3.	Govt. PS Ward No. 1 Khairthal	Kishangarh Bas
4.	Govt. PS Thekda (Khairthal)	Kishangarh Bas
5.	Govt. PS Bhediwas	Bansoor
6.	Govt. UPS Kasba Khairthal	Kishangarh Bas

**xiii) Hygiene poor in school**

S.No.	Name of School	Block
1.	Govt. UPS Devkheda	Umrain
2.	Govt. UPS Dharmपुरi Pinan	Raini
3.	Govt. PS Ward No. 1 Khairthal	Kishangarh Bas
4.	Govt. PS Thekda (Khairthal)	Kishangarh Bas
5.	Govt. PS Bhediwas	Bansoor
6.	Govt. UPS Kasba Khairthal	Kishangarh Bas

**xiv) Discipline poor in school**

S.No.	Name of School	Block
1.	Govt. PS Manu Marg	Umrain
2.	Govt. UPS Allahpur	Umrain
3.	Govt. UPS Devkheda	Umrain
4.	Govt. UPS Dharmपुरi Pinan	Raini
5.	Govt. PS Ward No. 1 Khairthal	Kishangarh Bas
6.	Govt. PS Thekda (Khairthal)	Kishangarh Bas

**xiii) Inspection Register not available in school**

S.No.	Name of School	Block
1.	Govt. PS Sahab Johara	Umrain
2.	Govt. PS Manu Marg	Umrain
3.	Govt. UPS Allahpur	Umrain
4.	Govt. PS Kishanpur	Umrain
5.	Govt. PS Paitpur	Umrain
6.	Govt. UPS Devkheda	Umrain
7.	Govt. Girls UPS Jhakra	Raini
8.	Govt. Sec. School Kaneti	Raini
9.	Govt. UPS Andhwari	Raini
10.	Govt. PS Khirni Khora	Raini
11.	Govt. PS Bhadhodiya Bas/ Dera	Raini
12.	Govt. UPS Alamdika	Kishangarh Bas
13.	Alam Chand Bhagwanti devi Govt. UPS No. 5	Umrain
14.	Govt. PS Thekda (Khairthal)	Kishangarh Bas
15.	Govt. Adarsh UPS Bad Theguwas	Bansoor
16.	Govt. PS Dhani Biswa (Bhagu ka bas)	Bansoor
17.	Govt. Sec. School Duhar Chaugan	Thanagaji
18.	Govt. Girls UPS Gadhasai	Thanagaji
19.	Govt. UPS Govadi	Thanagaji

## **Negative lists – District Sikar**

### **(i) Irregular supply of food grain**

S.No.	Name of School	Block
1.	Govt. PS Lothwali	Piprali
2.	Shahid Hari singh Govt. UPS Khejarwala Ramnagar	Piprali
3.	Govt. PS Kumbha ki dhani (Kalu ka bas)	Piprali
4.	Govt. UPS Huldani	Neem ka thana
5.	Govt. PS Khotiya	Fatehpur
6.	Govt. PS Hadasar	Fatehpur
7.	Govt. Navatiya Girls UPS Fatehpur	Fatehpur
8.	Govt. PS No. 9 Fatehpur	Fatehpur
9.	Govt. UPS No. 13 Fatehpur	Fatehpur
10.	Govt. Mannidevi UPS Fatehpur	Fatehpur
11.	Govt. UPS Mehro ki dhani	Khandela
12.	Govt. UPS Khichado ki dhani	Dataramgarh
13.	Govt. PS Karriani ki dhani	Dataramgarh
14.	Govt. UPS Khatiwas	Dataramgarh
15.	Govt. PS Bijarniyo ki dhani (Uttari)	Dataramgarh
16.	Govt. PS Ahir ki dhani	Dataramgarh
17.	Govt. UPS No. 2 Losal	Dataramgarh
18.	Govt. PS Ahata Area Losal	Dataramgarh

### **(ii) Cooking cost not received in advance**

S.No.	Name of School	Block
1.	Govt. PS Lothwali	Piprali
2.	Govt. PS Kesarwala Johdi (Harijan Basti)	Piprali
3.	Shahid Hari singh Govt. UPS Khejarwala Ramnagar	Piprali
4.	Govt. PS Dhara Shyam Singh Gungara	Piprali
5.	Govt. UPS Dadali Chainpura	Piprali
6.	Govt. PS Nala Ka Balaji	Piprali
7.	Govt. PS Kumbha ki dhani (Kalu ka bas)	Piprali
8.	Govt. UPS Gumana Ka bas	Piprali
9.	Govt. UPS No. 2 Neem ka thana	Neem ka thana
10.	Govt. PS No. 5 Neem ka thana	Neem ka thana
11.	Govt. UPS No. 4 Neem ka thana	Neem ka thana
12.	Govt. PS Trilokpura (Narsinghpuri)	Neem ka thana
13.	Govt. UPS Huldani	Neem ka thana
14.	Govt. PS Malhar Johada	Neem ka thana
15.	Govt. UPS Dhani Budhsingh	Neem ka thana
16.	Govt. PS Sesham No. 2	Dataramgarh
17.	Govt. PS Khotiya	Fatehpur
18.	Govt. PS Hadasar	Fatehpur
19.	Govt. Navatiya Girls UPS Fatehpur	Fatehpur
20.	Govt. PS No. 9 Fatehpur	Fatehpur
21.	Govt. UPS No. 13 Fatehpur	Fatehpur
22.	Govt. Mannidevi UPS Fatehpur	Fatehpur
23.	Govt. PS Harijan	Piprali
24.	Govt. UPS Seelki bara	Khandela
25.	Govt. PS Dharampura	Khandela
26.	Govt. UPS Chhajanda	Khandela
27.	Govt. PS No. 8 Khandela	Khandela
28.	Sri Mamraj UPS Khandela	Khandela
29.	Govt. UPS Mehro ki dhani	Khandela
30.	Govt. UPS Khichado ki dhani	Dataramgarh



31.	Govt. PS Karrion ki dhani	Dataramgarh
32.	Govt. UPS Khatiwas	Dataramgarh
33.	Govt. PS Bijarniyo ki dhani (Uttari)	Dataramgarh
34.	Govt. PS Khatiyo ki dhani	Dataramgarh
35.	Govt. PS Ahiro ki dhani	Dataramgarh
36.	Govt. UPS No. 2 Losal	Dataramgarh
37.	Govt. PS Ahata Area Losal	Dataramgarh

**(iii) Cook cum helper not paid remuneration timely.**

S.No.	Name of School	Block
1.	Govt. PS Lothwali	Piprali
2.	Govt. PS Kesarwali Johdi (Harijen Basti)	Piprali
3.	Shahid Hari singh Govt. UPS Khejarwala Ramnagar	Piprali
4.	Govt. PS Dhara Shyam Singh Gungara	Piprali
5.	Govt. UPS Dadali Chainpura	Piprali
6.	Govt. PS Nala Ka Balaji	Piprali
7.	Govt. PS Kumbha ki dhani (Kalu ka bas)	Piprali
8.	Govt. UPS Gumana Ka bas	Piprali
9.	Govt. UPS No. 2 Neem ka thana	Neem ka thana
10.	Govt. PS No. 5 Neem ka thana	Neem ka thana
11.	Govt. UPS No. 4 Neem ka thana	Neem ka thana
12.	Govt. PS Trilokpura (Narsinghpuri)	Neem ka thana
13.	Govt. UPS Huldani	Neem ka thana
14.	Govt. PS Malhar Johada	Neem ka thana
15.	Govt. UPS Dhani Budhsingh	Neem ka thana
16.	Govt. PS Sesham No. 2	Dataramgarh
17.	Govt. PS Khotiya	Fatehpur
18.	Govt. PS Hadasar	Fatehpur
19.	Govt. Navatiya Girls UPS Fatehpur	Fatehpur
20.	Govt. PS No. 9 Fatehpur	Fatehpur
21.	Govt. UPS No. 13 Fatehpur	Fatehpur
22.	Govt. Mannidevi UPS Fatehpur	Fatehpur
23.	Govt. PS Harijen	Piprali
24.	Govt. UPS Seelki bara	Khandela
25.	Govt. PS Dharampura	Khandela
26.	Govt. UPS Chhajanda	Khandela
27.	Govt. PS No. 8 Khandela	Khandela
28.	Sri Mamraj UPS Khandela	Khandela
29.	Govt. UPS Mehro ki dhani	Khandela
30.	Govt. UPS Khichado ki dhani	Dataramgarh
31.	Govt. PS Karrion ki dhani	Dataramgarh
32.	Govt. UPS Khatiwas	Dataramgarh
33.	Govt. PS Bijarniyo ki dhani (Uttari)	Dataramgarh
34.	Govt. PS Khatiyo ki dhani	Dataramgarh
35.	Govt. PS Ahiro ki dhani	Dataramgarh
36.	Govt. UPS No. 2 Losal	Dataramgarh
37.	Govt. PS Ahata Area Losal	Dataramgarh

**(iv) Cook cum helper not received training for healthy cooking**

S.No.	Name of School	Block
1.	Govt. PS Lothwali	Piprali
2.	Govt. PS Kesarwali Johdi (Harijen Basti)	Piprali
3.	Shahid Hari singh Govt. UPS Khejarwala Ramnagar	Piprali
4.	Govt. PS Dhara Shyam Singh Gungara	Piprali

5.	Govt. UPS Dadali Chainpura	Piprali
6.	Govt. PS Nala Ka Balaji	Piprali
7.	Govt. PS Kumbha ki dhani (Kalu ka bas)	Piprali
8.	Govt. UPS Gumana Ka bas	Piprali
9.	Govt. UPS No. 2 Neem ka thana	Neem ka thana
10.	Govt. PS No. 5 Neem ka thana	Neem ka thana
11.	Govt. UPS No. 4 Neem ka thana	Neem ka thana
12.	Govt. PS Trilokpura (Narsinghpuri)	Neem ka thana
13.	Govt. UPS Huldani	Neem ka thana
14.	Govt. PS Malhar Johada	Neem ka thana
15.	Govt. UPS Dhani Budhsingh	Neem ka thana
16.	Govt. PS Sesham No. 2	Dataramgarh
17.	Govt. PS Khotiya	Fatehpur
18.	Govt. PS Hadasar	Fatehpur
19.	Govt. Navatiya Girls UPS Fatehpur	Fatehpur
20.	Govt. PS No. 9 Fatehpur	Fatehpur
21.	Govt. UPS No. 13 Fatehpur	Fatehpur
22.	Govt. Mannidevi UPS Fatehpur	Fatehpur
23.	Govt. PS Harijen	Piprali
24.	Govt. UPS Seelki bara	Khandela
25.	Govt. PS Dharampura	Khandela
26.	Govt. UPS Chhajanda	Khandela
27.	Govt. PS No. 8 Khandela	Khandela
28.	Sri Mamraj UPS Khandela	Khandela
29.	Govt. UPS Mehro ki dhani	Khandela
30.	Govt. UPS Khichado ki dhani	Dataramgarh
31.	Govt. PS Karrison ki dhani	Dataramgarh
32.	Govt. UPS Khatiwas	Dataramgarh
33.	Govt. PS Bijarniyo ki dhani (Uttari)	Dataramgarh
34.	Govt. PS Khatiyo ki dhani	Dataramgarh
35.	Govt. PS Ahiro ki dhani	Dataramgarh
36.	Govt. UPS No. 2 Losal	Dataramgarh
37.	Govt. PS Ahata Area Losal	Dataramgarh

**(v) Hot cooked MDM not prepared in school regularly**

S.No.	Name of School	Block
1.	Govt. PS Kumbha ki dhani (Kalu ka bas)	Piprali
2.	Govt. UPS Huldani	Neem ka thana
3.	Govt. PS Khotiya	Fatehpur
4.	Govt. PS Hadasar	Fatehpur
5.	Govt. PS No. 9 Fatehpur	Fatehpur
6.	Govt. UPS No. 13 Fatehpur	Fatehpur
7.	Govt. Mannidevi UPS Fatehpur	Fatehpur
8.	Govt. UPS Khatiwas	Dataramgarh
9.	Govt. PS Khatiyo ki dhani	Dataramgarh

**(vi) MDM Menu not displayed in school**

S.No.	Name of School	Block
1.	Govt. PS Lothwali	Piprali
2.	Govt. PS Kesarwali Johdi (Harijen Basti)	Piprali
3.	Govt. PS Dhara Shyam Singh Gungara	Piprali
4.	Govt. PS No. 5 Neem ka thana	Neem ka thana
5.	Govt. PS Khotiya	Fatehpur
6.	Govt. UPS Khichado ki dhani	Dataramgarh

**(vii) Non-adherence to MDM Menu**

S.No.	Name of School	Block
1.	Govt. PS No. 5 Neem ka thana	Neem ka thana
2.	Govt. Navatiya Girls UPS Fatehpur	Fatehpur

**(viii) Available kitchen shed not in use by school**

S.No.	Name of School	Block
1.	Govt. UPS Dhani Budhsingh	Neem ka thana
2.	Govt. PS Sesham No. 2	Dataramgarh
3.	Govt. UPS Chhajanda	Khandela
4.	Govt. UPS Khatiwas	Dataramgarh

**(ix) Separate toilet not available in school**

S.No.	Name of School	Block
1.	Govt. PS Kumbha ki dhani (Kalu ka bas)	Piprali
2.	Govt. UPS No. 4 Neem ka thana	Neem ka thana
3.	Govt. PS No. 9 Fatehpur	Fatehpur
4.	Govt. UPS Mehro ki dhani	Khandela

**x) Fire extinguisher not available in school**

S.No.	Name of School	Block
1.	Govt. PS Lothwali	Piprali
2.	Govt. PS Kesarwali Johdi (Harijen Basti)	Piprali
3.	Govt. PS Dhara Shyam Singh Gungara	Piprali
4.	Govt. PS Nala Ka Balaji	Piprali
5.	Govt. UPS Gumana Ka bas	Piprali
6.	Govt. PS Sesham No. 2	Dataramgarh
7.	Govt. PS Harijen	Piprali
8.	Govt. PS Karrison ki dhani	Dataramgarh
9.	Govt. UPS Khatiwas	Dataramgarh

**xi) Safety poor in school**

S.No.	Name of School	Block
1.	Govt. UPS No. 4 Neem ka thana	Neem ka thana
2.	Govt. PS Trilokpura (Narsinghpuri)	Neem ka thana
3.	Govt. PS Malhar Johada	Neem ka thana
4.	Govt. UPS Dhani Budhsingh	Neem ka thana
5.	Govt. PS Sesham No. 2	Dataramgarh
6.	Govt. PS Harijen	Piprali
7.	Govt. UPS Seelki bara	Khandela
8.	Govt. PS Dharampura	Khandela
9.	Govt. UPS Chhajanda	Khandela
10.	Govt. PS No. 8 Khandela	Khandela

**xii) Hygiene poor in school**

S.No.	Name of School	Block
1.	Govt. PS Dharampura	Khandela
2.	Govt. UPS Chhajanda	Khandela
3.	Govt. PS No. 8 Khandela	Khandela
4.	Govt. UPS No. 4 Neem ka thana	Neem ka thana
5.	Govt. PS Trilokpura (Narsinghpuri)	Neem ka thana
6.	Govt. PS Malhar Johada	Neem ka thana
7.	Govt. UPS Dhani Budhsingh	Neem ka thana
8.	Govt. PS Sesham No. 2	Dataramgarh
9.	Govt. PS Harijan	Piprali
10.	Govt. UPS Seelki bara	Khandela

**xiii) Discipline poor in school**

S.No.	Name of School	Block
1.	Govt. PS Karrion ki dhani	Dataramgarh
2.	Govt. PS Bijarniyo ki dhani (Uttari)	Dataramgarh
3.	Govt. PS Dharampura	Khandela
4.	Govt. UPS Chhajanda	Khandela
5.	Govt. PS No. 8 Khandela	Khandela
6.	Govt. UPS No. 4 Neem ka thana	Neem ka thana
7.	Govt. PS Trilokpura (Narsinghpuri)	Neem ka thana
8.	Govt. PS Malhar Johada	Neem ka thana
9.	Govt. UPS Dhani Budhsingh	Neem ka thana
10.	Govt. PS Sesham No. 2	Dataramgarh
11.	Govt. PS Harijjan	Piprali
12.	Govt. UPS Seelki bara	Khandela

**xiv) Inspection Register not available in school**

S.No.	Name of School	Block
1.	Govt. PS Lothwali	Piprali
2.	Govt. UPS Dadali Chainpura	Piprali
3.	Govt. PS Nala Ka Balaji	Piprali
4.	Govt. PS Kumbha ki dhani (Kalu ka bas)	Piprali
5.	Govt. UPS Gumana Ka bas	Piprali
6.	Govt. PS No. 5 Neem ka thana	Neem ka thana
7.	Govt. UPS No. 4 Neem ka thana	Neem ka thana
8.	Govt. PS Malhar Johada	Neem ka thana
9.	Govt. UPS Dhani Budhsingh	Neem ka thana
10.	Govt. PS Sesham No. 2	Dataramgarh
11.	Govt. PS Khotiya	Fatehpur
12.	Govt. PS Hadasar	Fatehpur
13.	Govt. PS No. 9 Fatehpur	Fatehpur
14.	Govt. UPS Seelki bara	Khandela
15.	Govt. PS No. 8 Khandela	Khandela
16.	Sri Mamraj UPS Khandela	Khandela
17.	Govt. UPS Mehro ki dhani	Khandela
18.	Govt. PS Karrion ki dhani	Dataramgarh
19.	Govt. PS Khatiyo ki dhani	Dataramgarh
20.	Govt. PS Ahata Area Losal	Dataramgarh

## LIST OF ABBREVIATIONS

AIE	-	Alternative and Innovative Education
AEN	-	Assistant Engineer
ACRs	-	Additional Classrooms
ADPC	-	Assistant District Project Coordinator
APC	-	Assistant Project Coordinator
BRC	-	Block Resource Centre
BRCF	-	Block Resource Centre Facilitator
CRC	-	Cluster Resource Centre
CWSN	-	Children with Special Need
CDECS	-	Centre for Development Communication & Studies
DIET	-	District Institute of Education and Training
DPO	-	District Project Office
EGS	-	Education Guarantee Scheme
ECCE	-	Early Childhood Care and Education
GOR	-	Government of Rajasthan
JEN	-	Junior Engineer
KGBV	-	Kasturba Gandhi Balika Vidyalaya
MDMS	-	Mid Day Meal Scheme
MI	-	Monitoring Institute
NGOs	-	Non Government Organizations
NPEGEL		National Programme For Education of Girls at Elementary Level
OBCs	-	Other Backward Castes
PHED	-	Public Health Engineering Department
PRIs	-	Panchayat Raj Institutions
RTE	-	Right To Education
SCs	-	Scheduled Castes
SPO	-	State Project Office
SDMC	-	School Development & Management Committee
SMC	-	School Management Committee
SSA	-	Sarva Shiksha Abhiyan
STs	-	Scheduled Tribes
STCs	-	Special Training Centres
SFG	-	School Facility Grant
SCERT	-	State Council For Educational Research and Training
TLM	-	Teaching Learning Material
CO	-	Chief Executive officer
MDM	-	Mid day meal
SHGs	-	Self Help Group



## Letter from State stating Comments & Suggestions on the draft report

राजस्थान सरकार  
निदेशालय  
मिड-डे मील योजना  
(Mid Day Meal Scheme)



क्रमांक : एफ. 4 (226) पराज/एमडीएम/मूल्यांकन/2013/पार्ट-I/403

जयपुर दिनांक : 06.07.2015

नोडल अधिकारी,  
सेन्टर फॉर डवलपमेंट कम्यूनिकेशन एण्ड स्टडीज,  
133, प्रथम तल, देवी नगर,  
नन्नु मार्ग, न्यू सांगानेर रोड,  
सोडाला, जयपुर – 302019.

विषय :- वर्ष 2014-15 की द्वितीय अर्द्ध वार्षिक मूल्यांकन रिपोर्ट के संबंध में।  
संदर्भ :- आपका पत्र मय मूल्यांकन रिपोर्ट क्रमांक 33 दिनांक 25.06.15 के क्रम में।

महोदय,

उपरोक्त विषयान्तर्गत लेख है आप द्वारा संदर्भित पत्र के साथ वर्ष 2014-15 के द्वितीय अर्द्ध वार्षिक (अक्टूबर, 2014 से मार्च, 2015) सत्र में राज्य के अलवर एवं सीकर जिलों में किये गये मूल्यांकन/अध्ययन की रिपोर्ट संलग्न कर आवश्यक **Comments/Observations** हेतु भिजवाई गई हैं। ड्राफ्ट रिपोर्ट का अध्ययन करने पर पाया गया कि उक्त दोनों जिलों में पाई गई कमियों के संबंध में विद्यालयों की सूची संलग्न नहीं की गई है :-

**अलवर जिला**

- 22 विद्यालयों में खाद्यान्न का समय पर वितरण न होना।
- 14 खाद्यान्न की क्वालिटी "फेयर एवरेज क्वालिटी" का नहीं पाया गया।
- 31 विद्यालयों में कुकिंग कॉस्ट का भुगतान अग्रिम के रूप में उपलब्ध नहीं पाया गया।
- 29 विद्यालयों में कुक कम हैल्पर्स को समय पर मानदेय दिया जाना नहीं पाया गया।
- 31 कुक कम हैल्पर्स को मिड डे मील बनाये जाने संबंधी प्रशिक्षण नहीं दिया जाना पाया गया।
- 16 विद्यालयों में ताजा गर्म बना हुआ पोषाहार नियमित रूप से वितरित नहीं होना पाया गया।
- 11 विद्यालयों में मेन्यू प्रदर्शित नहीं होना पाया गया।
- 03 विद्यालयों में मेन्यू के अनुसार पोषाहार वितरण नहीं पाया गया।
- 02 विद्यालयों में रसोईघर होने के बावजूद काम में नहीं लिया जा रहा है।
- 03 विद्यालयों में लड़कों एवं लड़कियों के लिये अलग-अलग शौचालय का अभाव पाया गया।
- 22 विद्यालयों में आग बुझाने के उपकरण नहीं पाये गये।
- 10 विद्यालयों में सुरक्षा, स्वच्छता एवं अनुशासन का अभाव पाया गया।
- 19 विद्यालयों में निरीक्षण रजिस्टर नहीं पाया गया।

**सीकर जिला**

- 17 विद्यालयों में खाद्यान्न का समय पर वितरण न होना।
- 37 विद्यालयों में कुकिंग कॉस्ट का भुगतान अग्रिम के रूप में उपलब्ध नहीं पाया गया।
- 37 विद्यालयों में कुक कम हैल्पर्स को समय पर मानदेय दिया जाना नहीं पाया गया।
- 37 कुक कम हैल्पर्स को मिड डे मील बनाये जाने संबंधी प्रशिक्षण नहीं दिया जाना पाया गया।
- 09 विद्यालयों में ताजा गर्म बना हुआ पोषाहार नियमित रूप से वितरित नहीं होना पाया गया।

पता :- नवजीवन कॉम्प्लेक्स, भवानी सिंह मार्ग, सी-स्कीम, जयपुर-302001, सम्पर्क : 0141 - 2221694, 2221960 (टेली/फैक्स),

ई-मेल mdm-rj@nic.in/rajmdm@rediffmail.com

(P.C-4)\Documents and Settings\C D E C S\My Documents\Downloads\Monitoring\_Institute\_Letter\_403\_Date\_06.07.2015.doc- 1 -

**राजस्थान सरकार**  
**निदेशालय**  
**मिड-डे मील योजना**  
(Mid Day Meal Scheme)



- 06 विद्यालयों में मेन्यू प्रदर्शित नहीं होना पाया गया।
- 02 विद्यालयों में मेन्यू के अनुसार पोषाहार वितरण नहीं पाया गया।
- 04 विद्यालयों में रसोईघर होने के बावजूद काम में नहीं लिया जा रहा है।
- 04 विद्यालयों में लड़कों एवं लड़कियों के लिये अलग-अलग शौचालय का अभाव पाया गया।
- 09 विद्यालयों में आग बुझाने के उपकरण नहीं पाये गये।
- 10 विद्यालयों में सुरक्षा एवं स्वच्छता का अभाव पाया गया।
- 12 विद्यालयों में अनुशासन का अभाव पाया गया।
- 20 विद्यालयों में निरीक्षण रजिस्टर नहीं पाया गया।

अतः ड्राफ्ट रिपोर्ट में वांछित सूची संलग्न करने का श्रम करावेँ जिससे की जिन विद्यालयों में कमियाँ/अनियमितताएँ पाई गई हैं उन विद्यालयों की पहचान कर, आवश्यक सुधारात्मक कार्यवाही की जा सके।

**भवदीय**

-Sd-

(रघुवीर सिंह मीना)  
निदेशक एवं पदेन  
संयुक्त शासन सचिव,  
मिड डे मील